CLASS

ISTRUZIONI DI MONTAGGIO

INSTRUCTIONS DE MONTAGE / ASSEMBLY INSTRUCTIONS / MONTAGEANLEITUNG / INSTRUCCIONES DE MONTAJE / ИНСТРУКЦИИ ПО СБОРКЕ

www.gbgroupe.com

GB GROUP

The art of bathroom

INDICE ISTRUZIONI DI MONTAGGIO

INDEX DES INSTRUCTIONS DE MONTAGE / INDEX OF ASSEMBLY INSTRUCTIONS / INHALTSVERZEICHNIS MONTAGEANLEITUNG / ÍNDICE DE INSTRUCCIONES DE MONTAJE / УКАЗАТЕЛЬ ИНСТРУКЦИЙ ПО СБОРКЕ

PORTALAVABI PAG.6

MEUBLES SOUS-VASQUE PAG.6 / WASHBASIN UNITS PAG.6 / WASCHBECKENHALTER SEITE 6 / PORTALAVABOS PÁG.6 / ДЕРЖАТЕЛИ РАКОВИН СТР.6

P. 52
20” 1/2

H. 40
15” 3/4

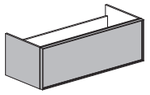

L. 60 - 80 - 100 - 120
23’’ 1/2 - 31’’ 1/2 - 39’’ 3/8 - 47’’ 1/4

P. 52
20” 1/2

H. 52
20” 1/2

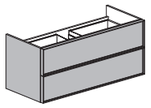

L. 60 - 80 - 100 - 120
23’’ 1/2 - 31’’ 1/2 - 39’’ 3/8 - 47’’ 1/4

BASI PAG.6

ELEMENTS BAS PAG.6 / BASE UNITS PAG.6 / UNTERSCHRÄNKE SEITE 6 / BASES PÁG.6 / ОСНОВЫ СТР.6

P. 45,5 - 52
17” 7/8 - 20” 1/2

H. 40
15” 3/4

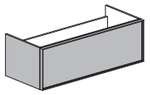

L. 40 - 60 - 80 - 100 - 120
15” 3/4 - 23” 1/2 - 31” 1/2 - 39” 3/8 - 47” 1/4

P. 45,5 - 52
17” 7/8 - 20” 1/2

H. 52
20” 1/2

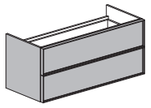

L. 40 - 60 - 80 - 100 - 120
15” 3/4 - 23” 1/2 - 31” 1/2 - 39” 3/8 - 47” 1/4

INDICE REGOLAZIONI

INDEX DES RÉGLAGES / INDEX OF ADJUSTMENTS / EINSTELLUNGSVEREICHNIS / ÍNDICE DE AJUSTES / УКАЗАТЕЛЬ НАСТРОЕК

REGOLAZIONE ALTEZZA CASSETTI PAG.11

RÉGLAGE DE LA HAUTEUR DES TIROIRS PAG.11 / DRAWER HEIGHT ADJUSTMENT PAG.11 / HÖHENVERSTELLUNG DER SCHUBLADEN SEITE 11 / AJUSTE DE ALTURA DE CAJONES PÁG.11 / РЕГУЛИРОВКА ВЫСОТЫ ЯЩИКОВ СТР.11

REGOLAZIONE LATERALE CASSETTI PAG.12

RÉGLAGE LATÉRAL DES TIROIRS PAG.12 / LATERAL DRAWER ADJUSTMENT PAG.12 / SEITLICHE VERSTELLUNG DER SCHUBLADEN SEITE 12 / AJUSTE LATERAL DE CAJONES PÁG.12 / БОКОВАЯ РЕГУЛИРОВКА ЯЩИКОВ СТР.12

REGOLAZIONE DELL’INCLINAZIONE CASSETTI H40 CON RINGHIERINA PAG.13

RÉGLAGE DE L'INCLINAISON DES TIROIRS H40 AVEC RAMPE PAG.13 / DRAWER TILT ADJUSTMENT H40 WITH RAIL PAG.13 / NEIGUNGSVERSTELLUNG DER SCHUBLADEN H40 MIT GELÄNDER SEITE 13 / AJUSTE DE LA INCLINACIÓN DE CAJONES H40 CON BARANDILLA PÁG.13 / РЕГУЛИРОВКА НАКЛОНА ЯЩИКОВ H40 С ПЕРИЛАМИ СТР.13

GB GROUP The art of bathroom
CLASS
www.gbgroupe.com

INDICE ISTRUZIONI DI MONTAGGIO

INDEX DES INSTRUCTIONS DE MONTAGE / INDEX OF ASSEMBLY INSTRUCTIONS / INHALTSVERZEICHNIS MONTAGEANLEITUNG / ÍNDICE DE INSTRUCCIONES DE MONTAJE / УКАЗАТЕЛЬ ИНСТРУКЦИЙ ПО СБОРКЕ

COLONNE PAG.14

COLONNES PAG.14 / COLUMNS PAG.14 / HOCHSCHRÄNKE SEITE 14 / COLUMNAS PÁG.14 / КОЛОННЫ СТР.14

P. 38,5 - 25,5

H.160

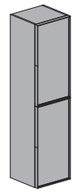

L. 40
15” 3/4

PENSILI A GIORNO PAG.22

ÉLÉMENTS MURAUX OUVERTS PAG.22 / OPEN WALL UNITS PAG.22 / OFFENE OBERSCHRÄNKE SEITE 22
MUEBLES COLGANTES ABIERTOS PÁG.22 / ОТКРЫТЫЕ НАВЕСНЫЕ ШКАФЫ СТР.22

P. 16

H. 70 - 90
27” 1/2 - 35” 1/2

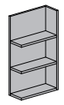

L. 40
15” 3/4

PENSILI A GIORNO PAG.25

ÉLÉMENTS MURAUX OUVERTS PAG.25 / OPEN WALL UNITS PAG.25 / OFFENE OBERSCHRÄNKE SEITE 25
MUEBLES COLGANTES ABIERTOS PÁG.25 / ОТКРЫТЫЕ НАВЕСНЫЕ ШКАФЫ СТР.25

P. 16

H. 70 - 90
27” 1/2 - 35” 1/2

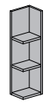

L. 20

PENSILI A GIORNO PAG.28

ÉLÉMENTS MURAUX OUVERTS PAG28 / OPEN WALL UNITS PAG.28 / OFFENE OBERSCHRÄNKE SEITE 28
MUEBLES COLGANTES ABIERTOS PÁG.28 / ОТКРЫТЫЕ НАВЕСНЫЕ ШКАФЫ СТР.28

P. 16

H. 20

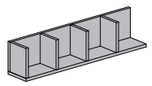

L. 60 - 70 - 80 - 90
23” 1/2 - 27” 1/2 - 31” 1/2 - 35” 1/2

PENSILI A GIORNO PAG.31

ÉLÉMENTS MURAUX OUVERTS PAG.31 / OPEN WALL UNITS PAG.31 / OFFENE OBERSCHRÄNKE SEITE 31
MUEBLES COLGANTES ABIERTOS PÁG.31 / ОТКРЫТЫЕ НАВЕСНЫЕ ШКАФЫ СТР.31

P. 16

H. 70 - 90
27” 1/2 - 35” 1/2

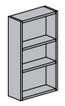

L. 40
15” 3/4

INDICE ISTRUZIONI DI MONTAGGIO

INDEX DES INSTRUCTIONS DE MONTAGE / INDEX OF ASSEMBLY INSTRUCTIONS / INHALTSVERZEICHNIS MONTAGEANLEITUNG / ÍNDICE DE INSTRUCCIONES DE MONTAJE / УКАЗАТЕЛЬ ИНСТРУКЦИЙ ПО СБОРКЕ

TOP APPOGGIO PAG.34

PLANS DE TRAVAIL EN APPUI PAG.34 / SUPPORT TOPS PAG.34 / TRAGPLATTEN SEITE 34 / ENCIMERAS DE APOYO PÁG.34 / ОПОРА ДЛЯ СТОЛЕШНИЦ СТР.34

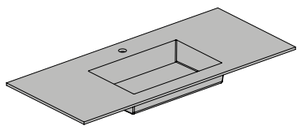

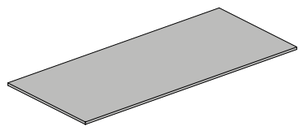

TOP SOSPESI PAG.36

PLANS SUSPENDUS PAG.36 / SUSPENDED TOPS PAG.36 / HÄNGENDE TRAGPLATTEN SEITE 36 / ENCIMERAS SUSPENDIDAS PÁG.36 / ПОДВЕСНЫЕ СТОЛЕШНИЦЫ СТР.36

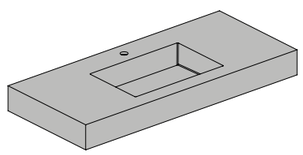

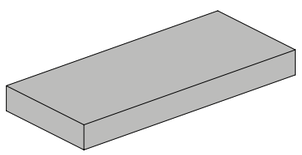

TOP APPOGGIO LEGNO PAG.40

PLANS EN BOIS EN APPUI PAG.40 / WOODEN SUPPORT TOPS PAG.40 / HOLZTRAGPLATTEN SEITE 40 / ENCIMERAS DE MADERA DE APOYO PÁG.40 / ДЕРЕВЯННАЯ ОПОРА ДЛЯ СТОЛЕШНИЦ СТР.40

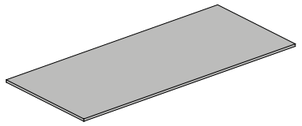

LAVABI IN APPOGGIO PAG.42

LAVABOS EN APPUI PAG.42 / COUNTERTOP SINKS PAG.42 / AUFGESETZTE WASCHBECKEN SEITE 42 / LAVABOS SOBRE ENCIMERA PÁG.42 / НАКЛАДНЫЕ РАКОВИНЫ СТР.42

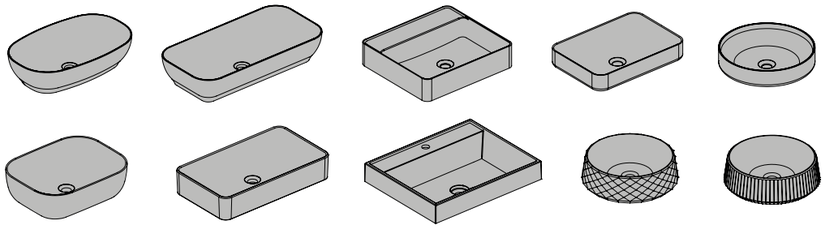

The art of bathroom
CLASS
www.gbgroupe.com

INDICE ISTRUZIONI DI MONTAGGIO

INDEX DES INSTRUCTIONS DE MONTAGE / INDEX OF ASSEMBLY INSTRUCTIONS / INHALTSVERZEICHNIS MONTAGEANLEITUNG / ÍNDICE DE INSTRUCCIONES DE MONTAJE / УКАЗАТЕЛЬ ИНСТРУКЦИЙ ПО СБОРКЕ

LAVABI SOTTOPIANO PAG.44

LAVABOS SOUS-PLAN PAG.44 / UNDERMOUNT SINKS PAG.44 / UNTERBAU-WASCHBECKEN SEITE 44 / LAVABOS BAJO ENCIMERA PÁG.44 / ВСТРАИВАЕМЫЕ РАКОВИНЫ СТР.44

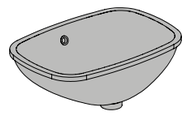

ISTRUZIONI DI MONTAGGIO

INSTRUCTIONS DE MONTAGE / ASSEMBLY INSTRUCTIONS / MONTAGEANLEITUNG / INSTRUCCIONES DE MONTAJE / ИНСТРУКЦИИ ПО СБОРКЕ

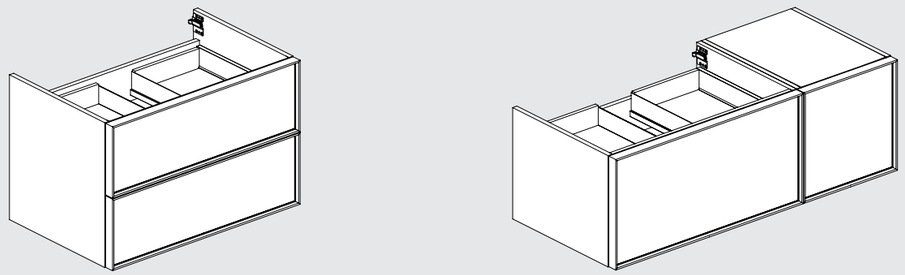

PORTALAVABI E BASI

PORTE-LAVABO ET BASES / SINK HOLDERS AND BASES / WASCHBECKENHALTER UND UNTERSCHRÄNKE / PORTALAVABOS Y BASES / ДЕРЖАТЕЛИ РАКОВИН И ОСНОВЫ

STRUMENTI

OUTILS / TOOLS / WERKZEUGE / HERRAMIENTAS / ИНСТРУМЕНТЫ

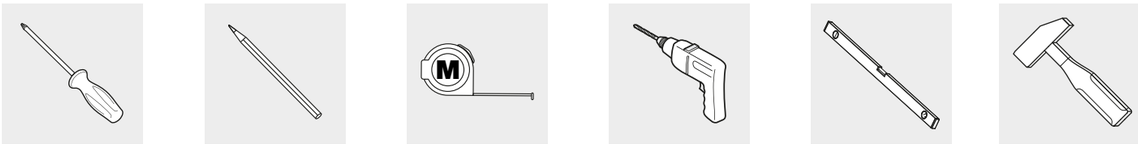

OPERAZIONI PRELIMINARI

OPÉRATIONS PRÉLIMINAIRES / PRELIMINARY OPERATIONS / VORARBEITEN / OPERACIONES PRELIMINARES / ПОДГОТОВИТЕЛЬНЫЕ РАБОТЫ

- **VERIFICARE LA CORRETTA TENUTA DEL MURO PRIMA DI PROCEDERE CON IL MONTAGGIO DEL PRODOTTO**
  VÉRIFIEZ LA SOLIDITÉ DU MUR AVANT DE PROCÉDER À L'INSTALLATION DU PRODUIT / CHECK THE WALL STRENGTH BEFORE PROCEEDING WITH THE PRODUCT INSTALLATION / ÜBERPRÜFEN SIE DIE WANDHALTBARKEIT, BEVOR SIE MIT DER MONTAGE DES PRODUKTS FORTFAHREN / VERIFIQUE LA RESISTENCIA DEL MURO ANTES DE PROCEDER A LA INSTALACIÓN DEL PRODUCTO / ПРОВЕРЬТЕ ПРОЧНОСТЬ СТЕНЫ ПЕРЕД УСТАНОВКОЙ ПРОДУКТА
- **POSIZIONARE IL PRODOTTO CON ATTENZIONE**
  PLACER LE PRODUIT AVEC PRÉCAUTION / POSITION THE PRODUCT WITH CARE / POSITIONIEREN SIE DAS PRODUKT SORGFÄLTIG / COLOQUE EL PRODUCTO CON CUIDADO / АККУРАТНО РАСПОЛОЖИТЕ ПРОДУКТ

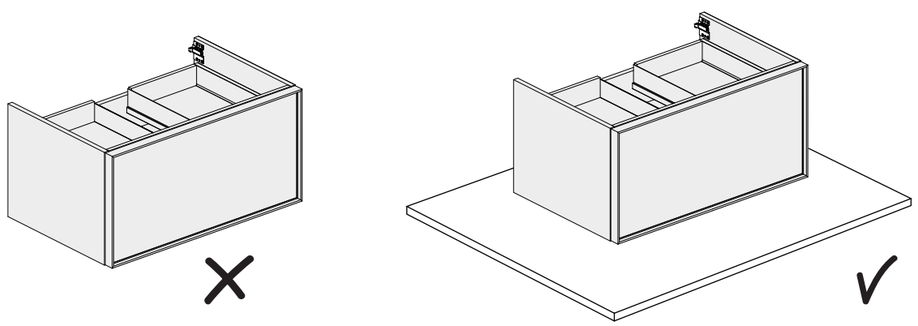

QUOTE CONSIGLIATE

COTES CONSEILLEES / RECOMMENDED HEIGHTS / EMPFOHLENE QUOTEN / PARÁMETROS DE INSTALACIÓN RECOMENDADOS / РЕКОМЕНДУЕМЫЕ ПАРАМЕТРЫ ДЛЯ УСТАНОВКИ

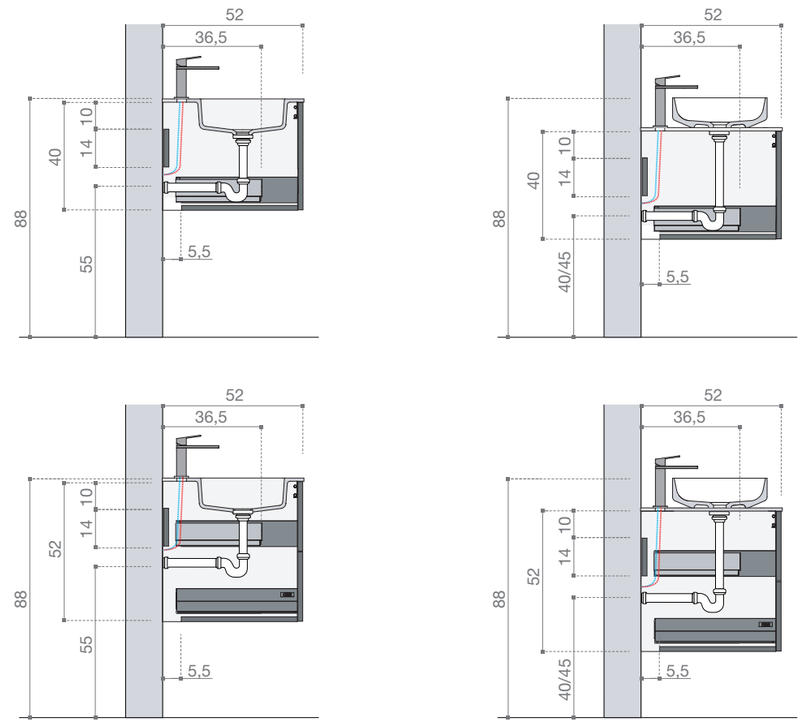

1 ESTRAZIONE CASSETTI

EXTRACTION DES TIROIRS / DRAWER REMOVAL / SCHUBLADENENTFERNUNG / EXTRACCIÓN DE CAJONES / ИЗВЛЕЧЕНИЕ ЯЩИКОВ

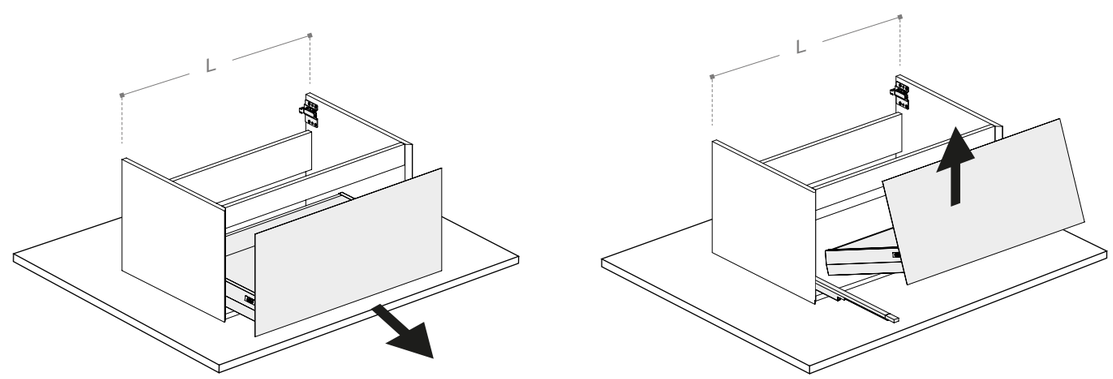

2

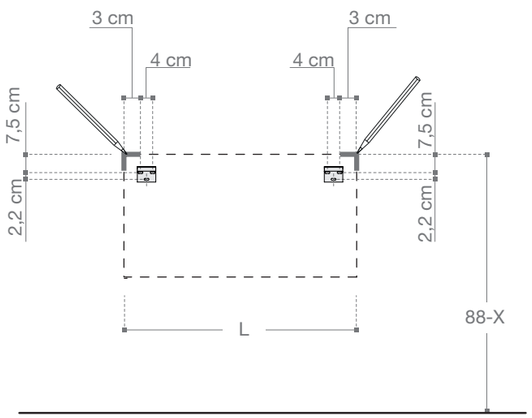

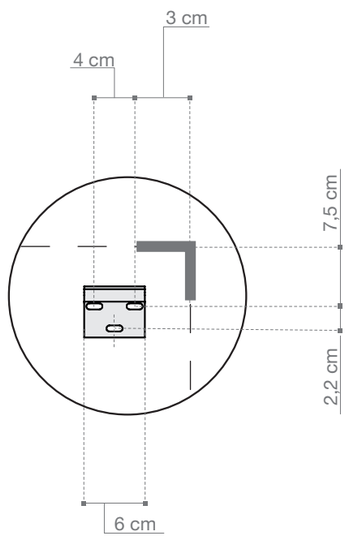

3

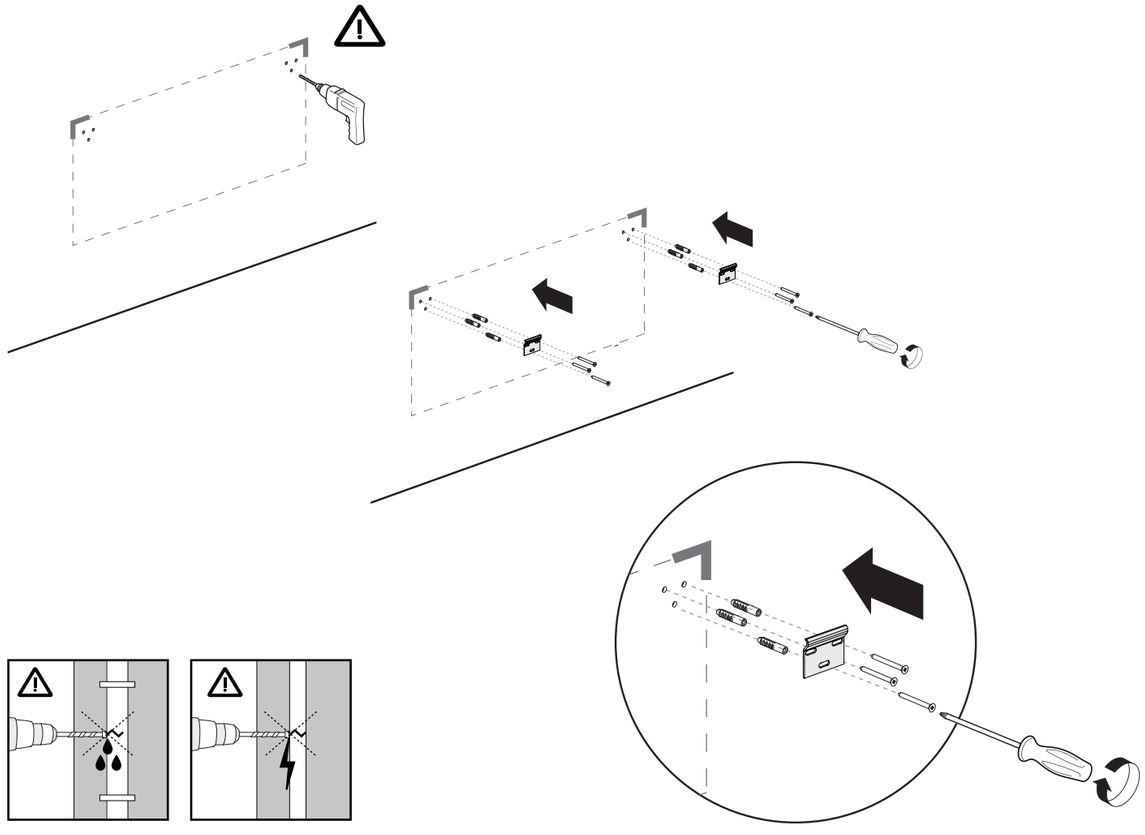

GB GROUP The art of bathroom
CLASS
www.gbgroupe.com

4

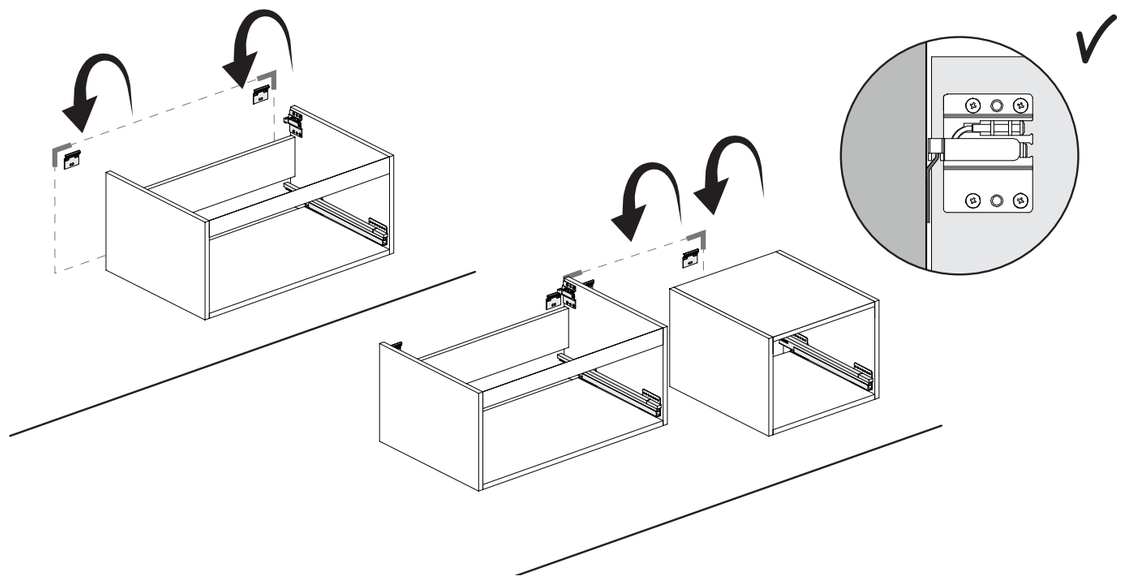

5 REGOLAZIONE ATTACCAGLIE

RÉGLAGE DES FIXATIONS / HOOK ADJUSTMENT / AUFHÄNGEEINSTELLUNG / AJUSTE DE FIJACIONES / РЕГУЛИРОВКА ПОДВЕСОВ

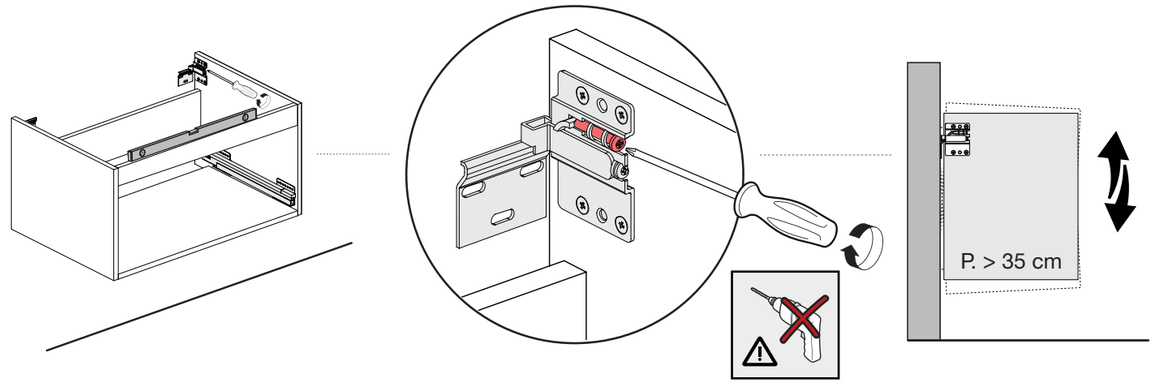

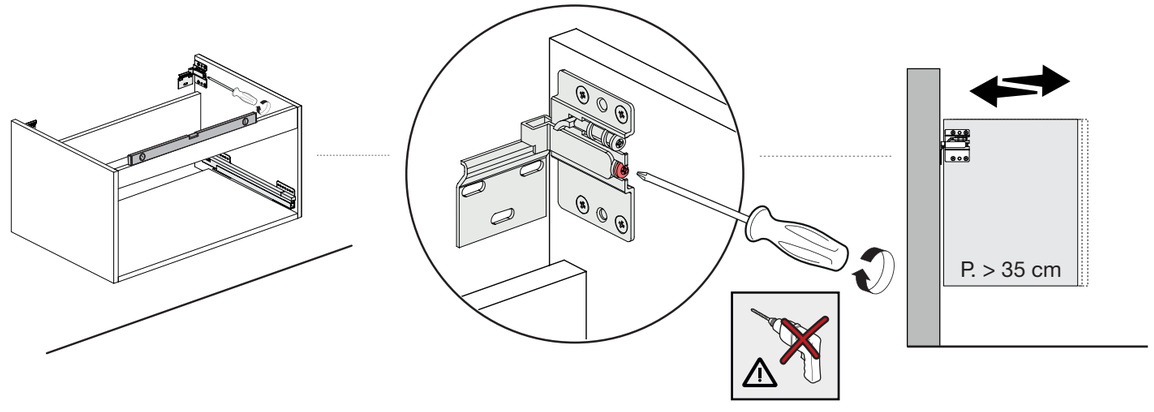

6

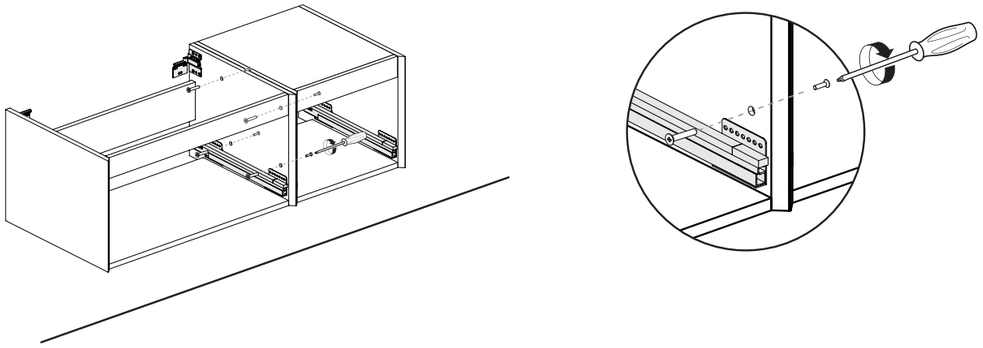

7

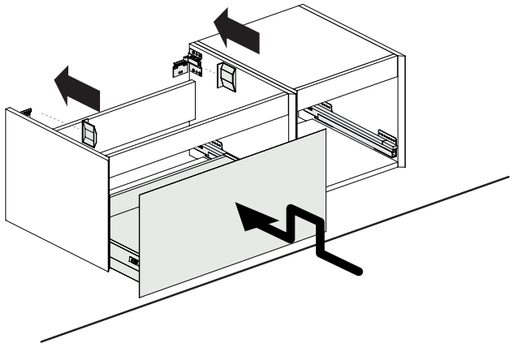

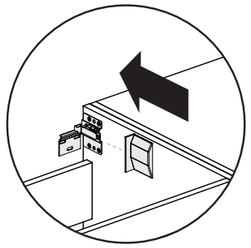

REGOLAZIONE ALTEZZA CASSETTI

RÉGLAGE DE LA HAUTEUR DES TIROIRS / DRAWER HEIGHT ADJUSTMENT / HÖHENVERSTELLUNG DER SCHUBLADEN / AJUSTE DE ALTURA DE CAJONES / РЕГУЛИРОВКА ВЫСОТЫ ЯЩИКОВ

1

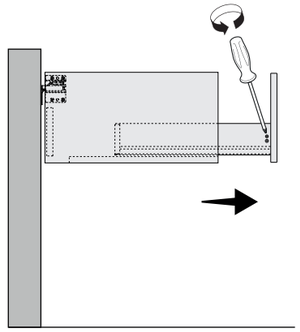

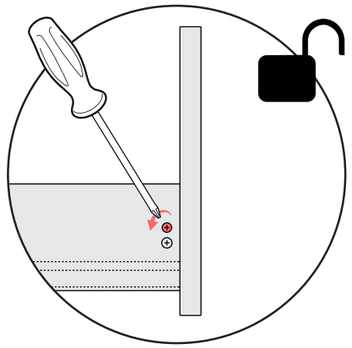

2

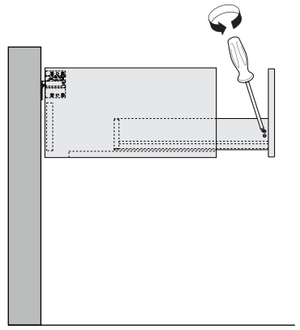

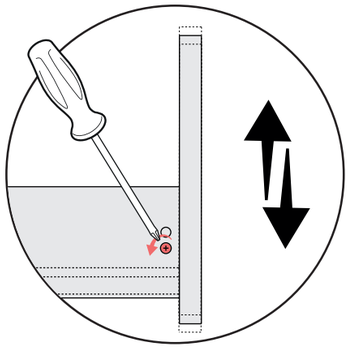

3

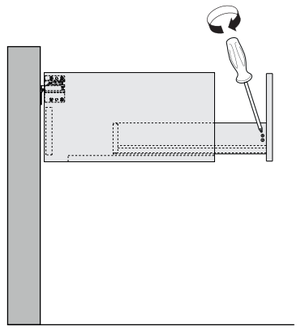

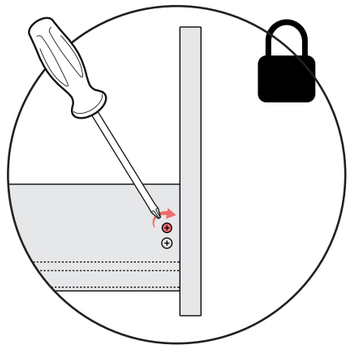

REGOLAZIONE LATERALE CASSETTI

RÉGLAGE LATÉRAL DES TIROIRS / LATERAL DRAWER ADJUSTMENT / SEITLICHE VERSTELLUNG DER SCHUBLADEN / AJUSTE LATERAL DE CAJONES / БОКОВАЯ РЕГУЛИРОВКА ЯЩИКОВ

1

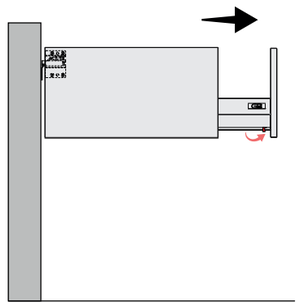

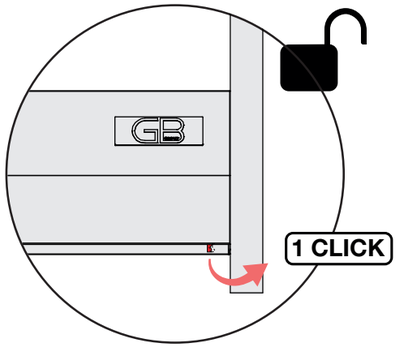

2

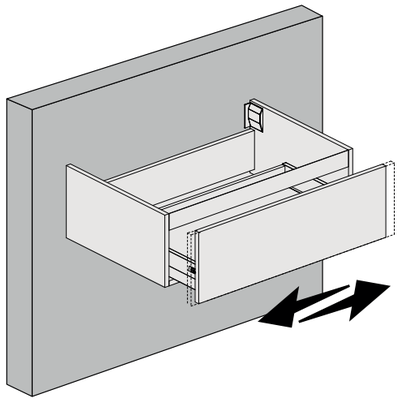

3

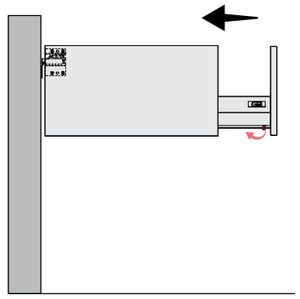

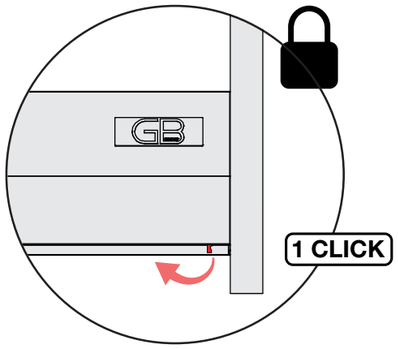

REGOLAZIONE DELL'INCLINAZIONE CASSETTI H40 CON RINGHIERINA

RÉGLAGE DE L'INCLINAISON DES TIROIRS H40 AVEC RAMPE / DRAWER TILT ADJUSTMENT H40 WITH RAIL / NEIGUNGSVERSTELLUNG DER SCHUBLADEN H40 MIT GELÄNDER / AJUSTE DE LA INCLINACIÓN DE CAJONES H40 CON BARANDILLA / РЕГУЛИРОВКА НАКЛОНА ЯЩИКОВ H40 С ПЕРИЛАМИ

1

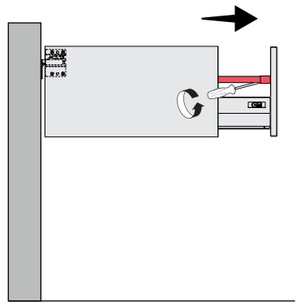

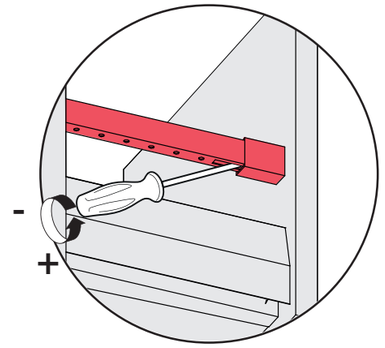

2

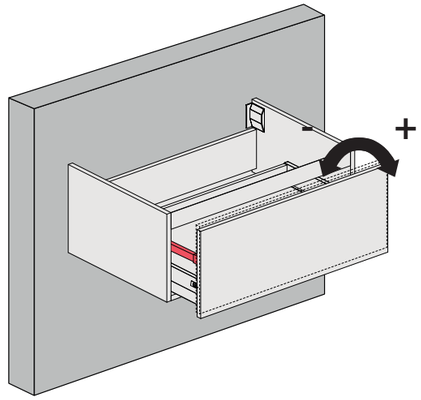

3

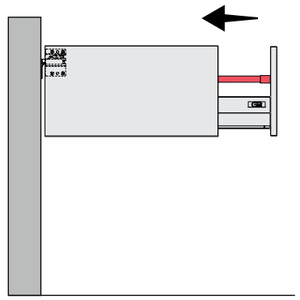

ISTRUZIONI DI MONTAGGIO

INSTRUCTIONS DE MONTAGE / ASSEMBLY INSTRUCTIONS / MONTAGEANLEITUNG / INSTRUCCIONES DE MONTAJE / ИНСТРУКЦИИ ПО СБОРКЕ

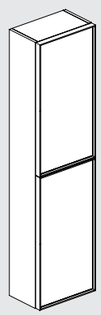

COLONNE

COLONNES / COLUMNS / HOCHSCHRÄNKE / COLUMNAS / КОЛОННЫ

STRUMENTI

OUTILS / TOOLS / WERKZEUGE / HERRAMIENTAS / ИНСТРУМЕНТЫ

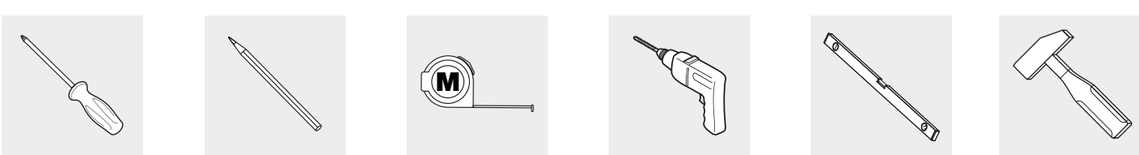

OPERAZIONI PRELIMINARI

OPÉRATIONS PRÉLIMINAIRES / PRELIMINARY OPERATIONS / VORARBEITEN / OPERACIONES PRELIMINARES / ПОДГОТОВИТЕЛЬНЫЕ РАБОТЫ

- **VERIFICARE LA CORRETTA TENUTA DEL MURO PRIMA DI PROCEDERE CON IL MONTAGGIO DEL PRODOTTO**
  VÉRIFIEZ LA SOLIDITÉ DU MUR AVANT DE PROCÉDER À L'INSTALLATION DU PRODUIT / CHECK THE WALL STRENGTH BEFORE PROCEEDING WITH THE PRODUCT INSTALLATION / ÜBERPRÜFEN SIE DIE WANDHALTBARKEIT, BEVOR SIE MIT DER MONTAGE DES PRODUKTS FORTFAHREN / VERIFIQUE LA RESISTENCIA DEL MURO ANTES DE PROCEDER A LA INSTALACIÓN DEL PRODUCTO / ПРОВЕРЬТЕ ПРОЧНОСТЬ СТЕНЫ ПЕРЕД УСТАНОВКОЙ ПРОДУКТА
- **POSIZIONARE IL PRODOTTO CON ATTENZIONE**
  PLACER LE PRODUIT AVEC PRÉCAUTION / POSITION THE PRODUCT WITH CARE / POSITIONIEREN SIE DAS PRODUKT SORGFÄLTIG / COLOQUE EL PRODUCTO CON CUIDADO / АККУРАТНО РАСПОЛОЖИТЕ ПРОДУКТ

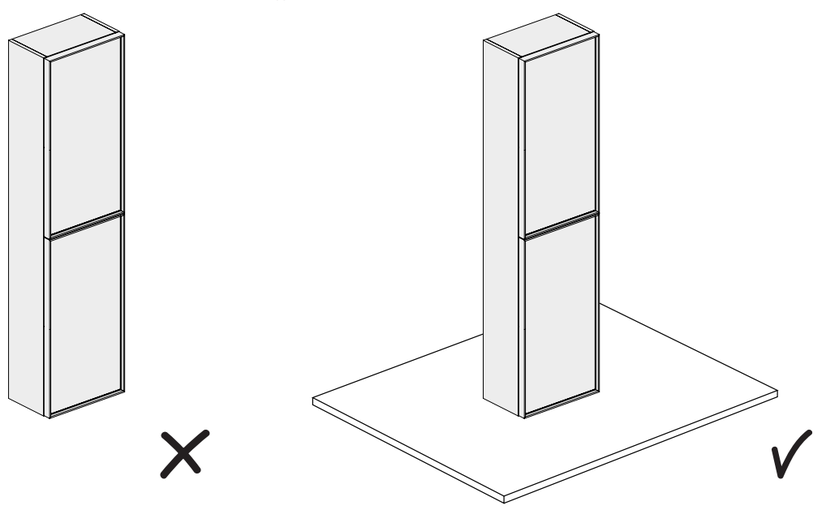

1 ESTRAZIONE ANTA

EXTRACTION DES PORTES / DOOR REMOVAL / TÜRENTFERNUNG / EXTRACCIÓN DE PUERTA / ИЗВЛЕЧЕНИЕ ДВЕРЦЫ

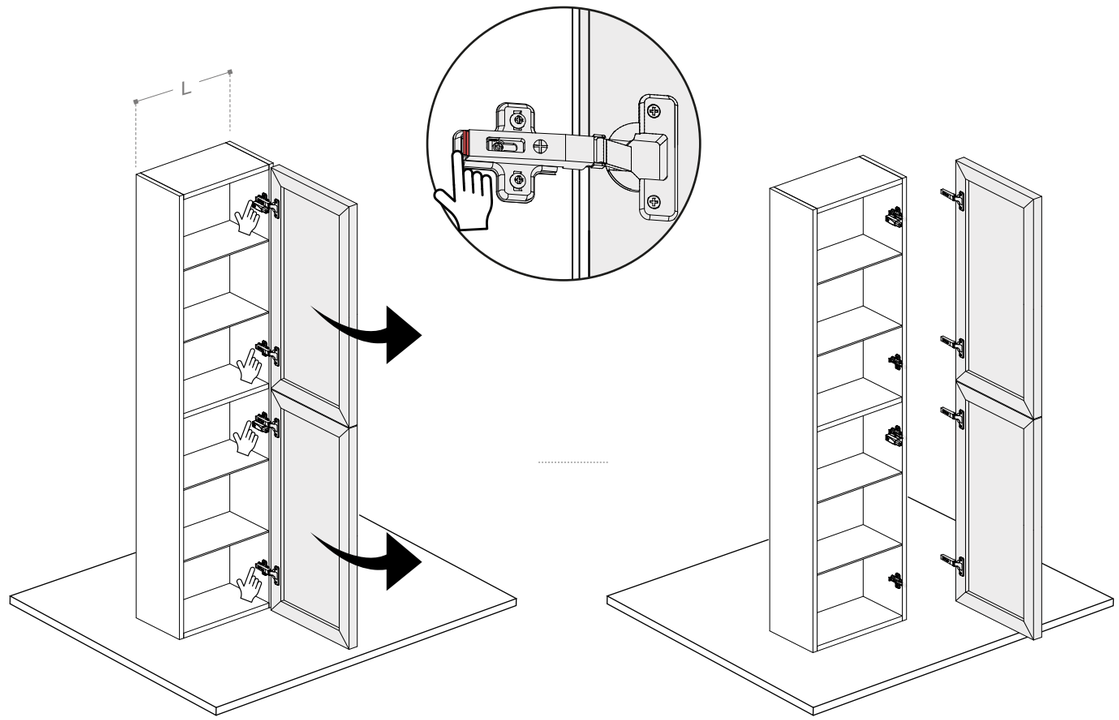

2

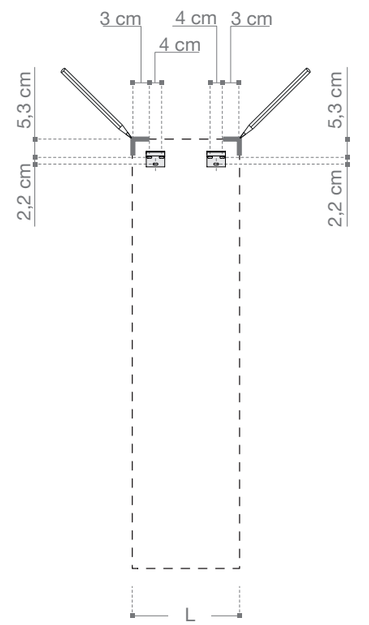

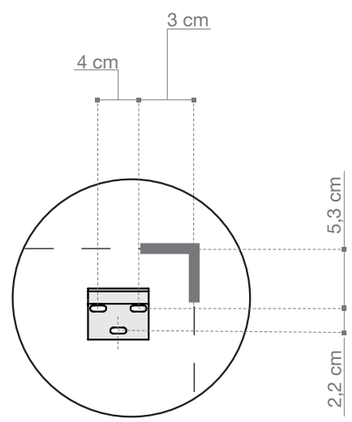

3

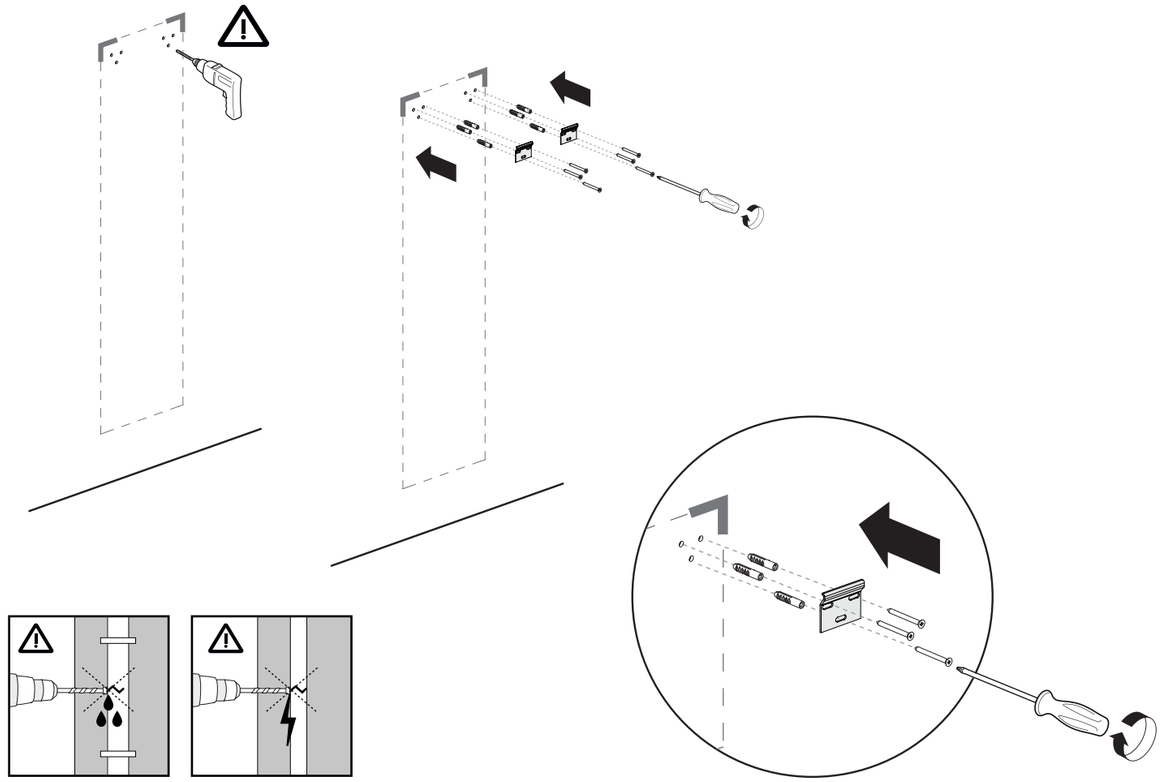

4

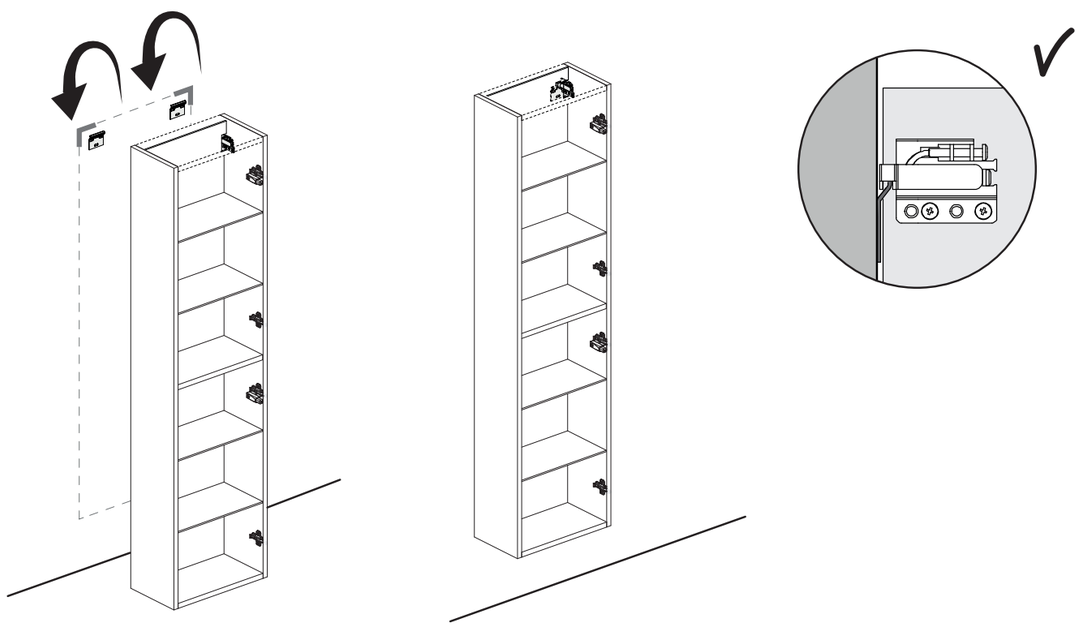

5 REGOLAZIONE ATTACCAGLIE

RÉGLAGE DES FIXATIONS / HOOK ADJUSTMENT / AUFHÄNGEEINSTELLUNG / AJUSTE DE FIJACIONES / РЕГУЛИРОВКА ПОДВЕСОВ

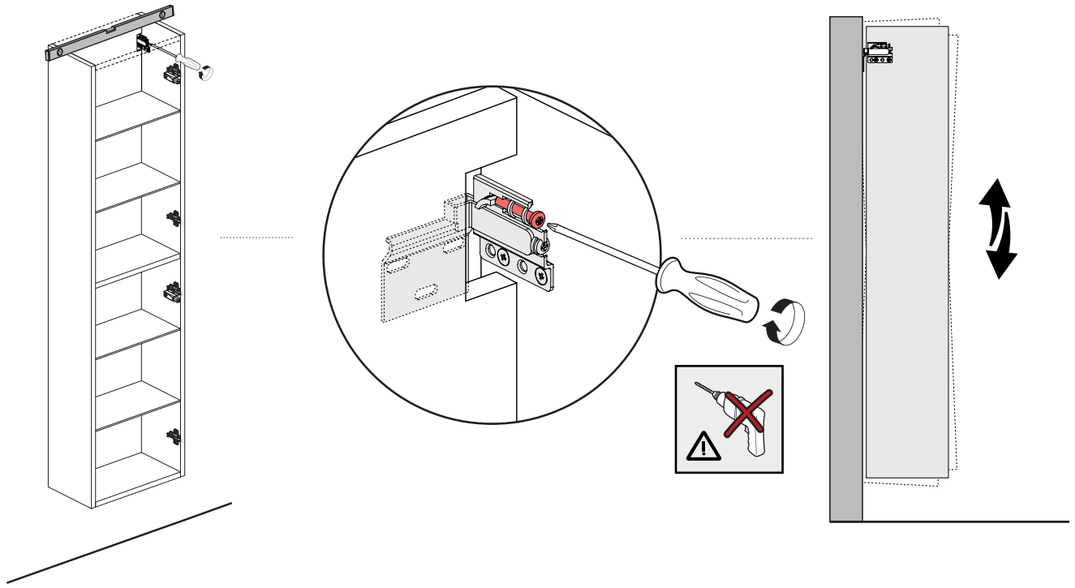

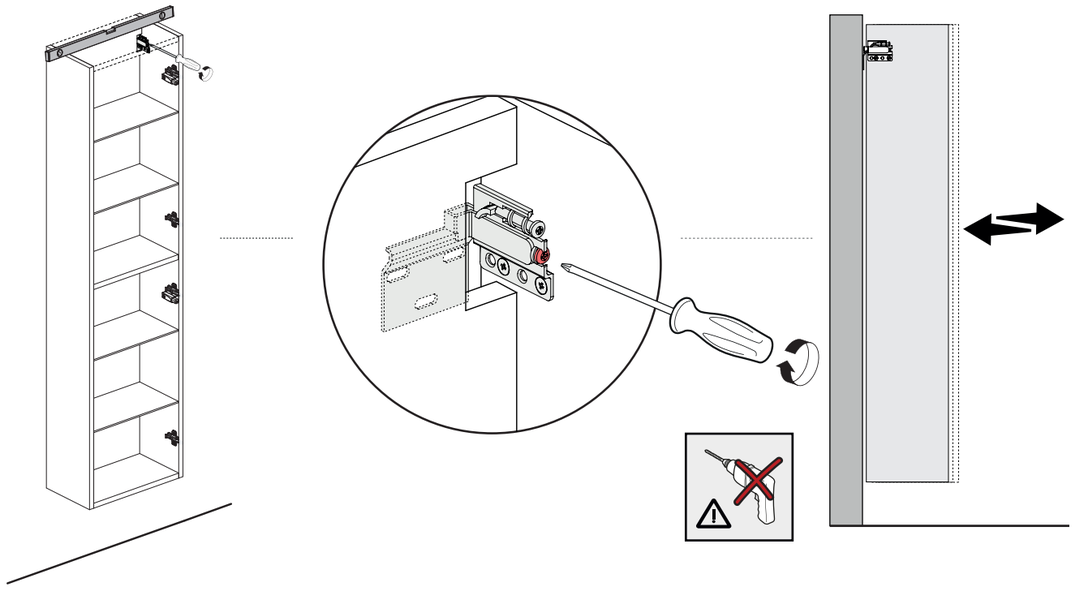

6

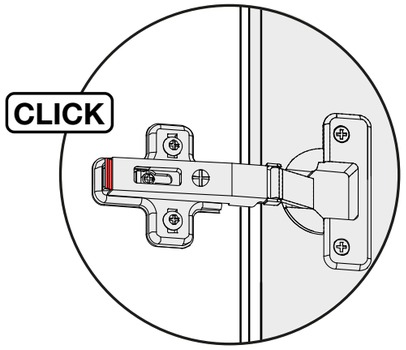

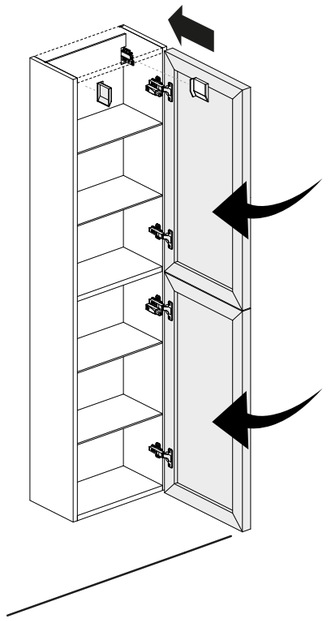

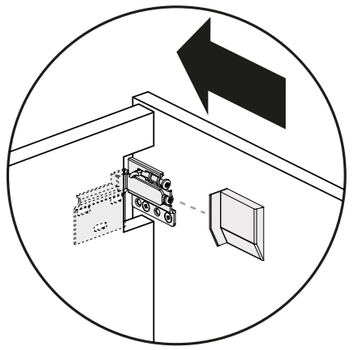

REGOLAZIONI DECELLERATORE CHIUSURA ANTE

REGOLATION DECELERATEUR FERMETURE PORTES / SOFT-CLOSE ADJUSTMENT / SOFT-CLOSE EINSTELLUNG / AJUSTES DEL DESACELERADOR DE CIERRE DE PUERTA / РЕГУЛИРОВКА ДОВОДЧИКА ДВЕРЦЫ

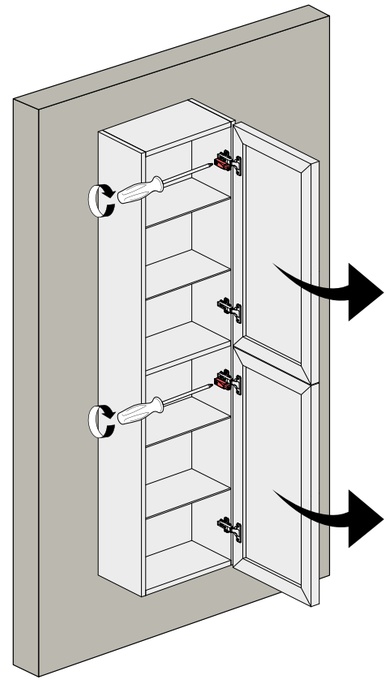

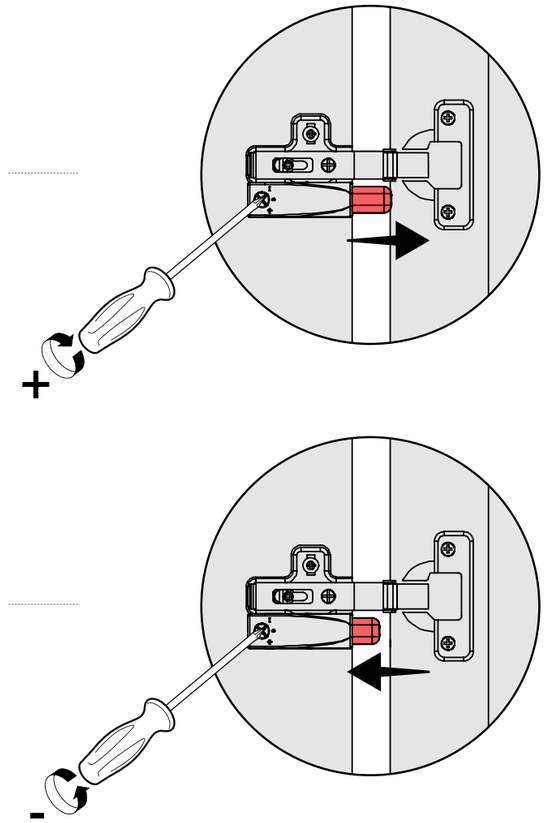

REGOLAZIONI CERNIERE

RÉGLAGE DES CHARNIÈRES / HINGE ADJUSTMENT / SCHARNIEREINSTELLUNG / AJUSTE DE BISAGRAS PÁG.20 / РЕГУЛИРОВКА ПЕТЕЛЬ

1

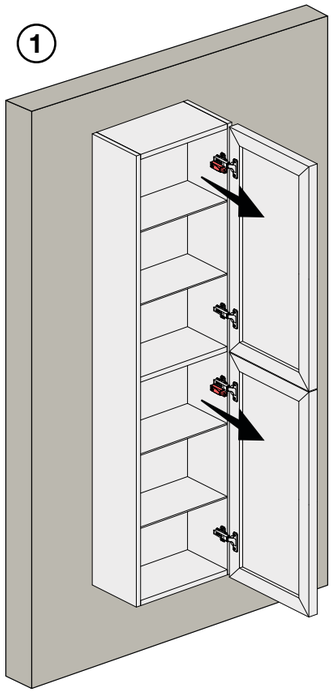

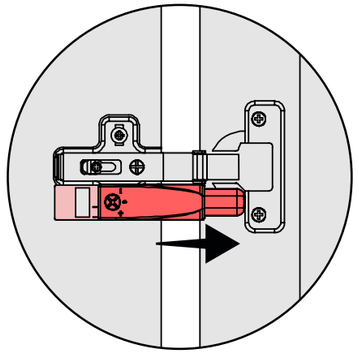

ESTRAZIONE DECELERRATORE

EXTRACTION DECELERATEUR / SOFT-CLOSE REMOVAL / SOFT-CLOSE ENTFERNUNG / EXTRACCIÓN DEL DECELERADOR / ИЗВЛЕЧЕНИЕ ДОВОДЧИКА ДВЕРЦЫ

2

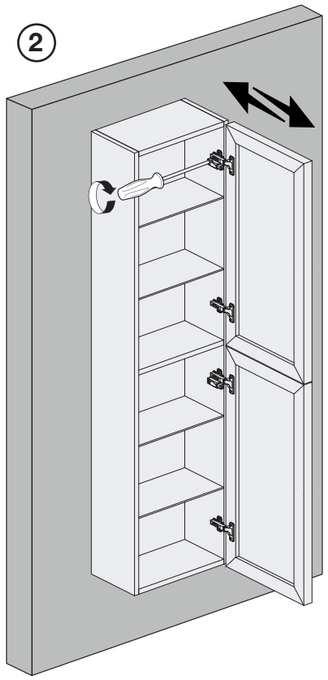

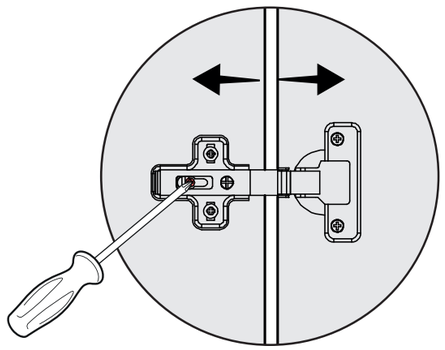

GB GROUP The art of bathroom
CLASS
www.gbgroupe.com

REGOLAZIONI CERNIERE

RÉGLAGE DES CHARNIÈRES / HINGE ADJUSTMENT / SCHARNIEREINSTELLUNG / AJUSTE DE BISAGRAS PÁG.20 / РЕГУЛИРОВКА ПЕТЕЛЬ

3

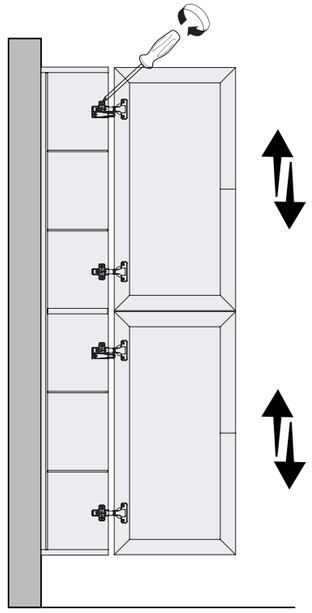

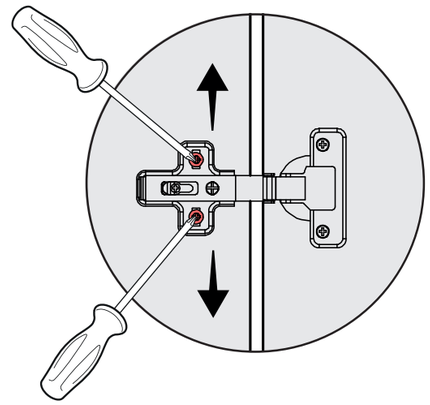

4

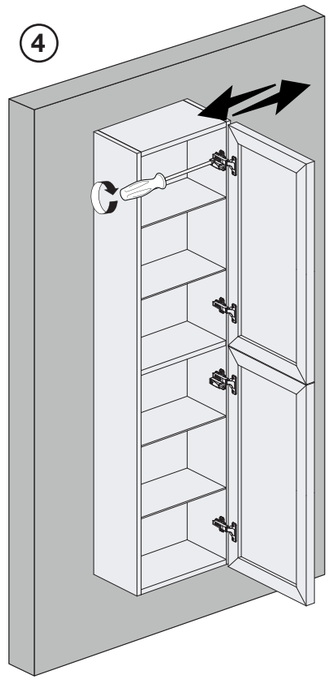

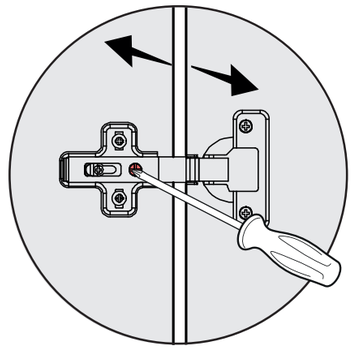

ISTRUZIONI DI MONTAGGIO

INSTRUCTIONS DE MONTAGE / ASSEMBLY INSTRUCTIONS / MONTAGEANLEITUNG / INSTRUCCIONES DE MONTAJE / ИНСТРУКЦИИ ПО СБОРКЕ

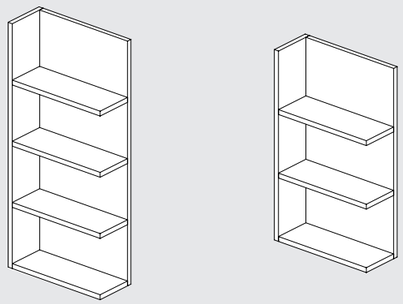

PENSILI A GIORNO

ÉLÉMENTS MURAUX OUVERTS / OPEN WALL UNITS / OFFENE OBERSCHRÄNKE / MUEBLES COLGANTES ABIERTOS / ОТКРЫТЫЕ НАВЕСНЫЕ ШКАФЫ

STRUMENTI

OUTILS / TOOLS / WERKZEUGE / HERRAMIENTAS / ИНСТРУМЕНТЫ

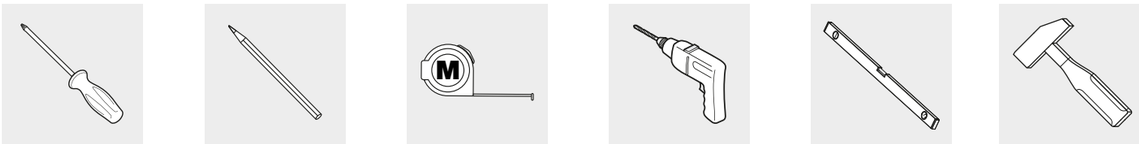

OPERAZIONI PRELIMINARI

OPÉRATIONS PRÉLIMINAIRES / PRELIMINARY OPERATIONS / VORARBEITEN / OPERACIONES PRELIMINARES / ПОДГОТОВИТЕЛЬНЫЕ РАБОТЫ

- **VERIFICARE LA CORRETTA TENUTA DEL MURO PRIMA DI PROCEDERE CON IL MONTAGGIO DEL PRODOTTO**
  VÉRIFIEZ LA SOLIDITÉ DU MUR AVANT DE PROCÉDER À L'INSTALLATION DU PRODUIT / CHECK THE WALL STRENGTH BEFORE PROCEEDING WITH THE PRODUCT INSTALLATION / ÜBERPRÜFEN SIE DIE WANDHALTBARKEIT, BEVOR SIE MIT DER MONTAGE DES PRODUKTS FORTFAHREN / VERIFIQUE LA RESISTENCIA DEL MURO ANTES DE PROCEDER A LA INSTALACIÓN DEL PRODUCTO / ПРОВЕРЬТЕ ПРОЧНОСТЬ СТЕНЫ ПЕРЕД УСТАНОВКОЙ ПРОДУКТА
- **POSIZIONARE IL PRODOTTO CON ATTENZIONE**
  PLACER LE PRODUIT AVEC PRÉCAUTION / POSITION THE PRODUCT WITH CARE / POSITIONIEREN SIE DAS PRODUKT SORGFÄLTIG / COLOQUE EL PRODUCTO CON CUIDADO / АККУРАТНО РАСПОЛОЖИТЕ ПРОДУКТ

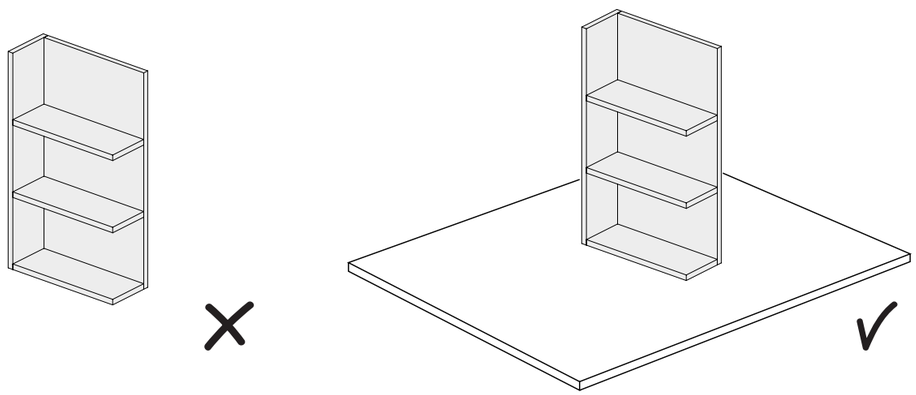

1

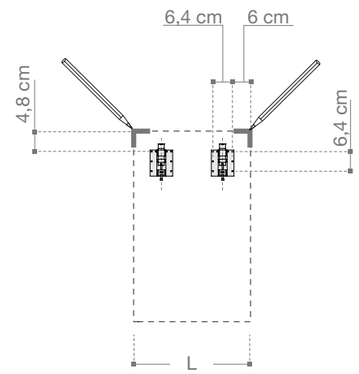

2

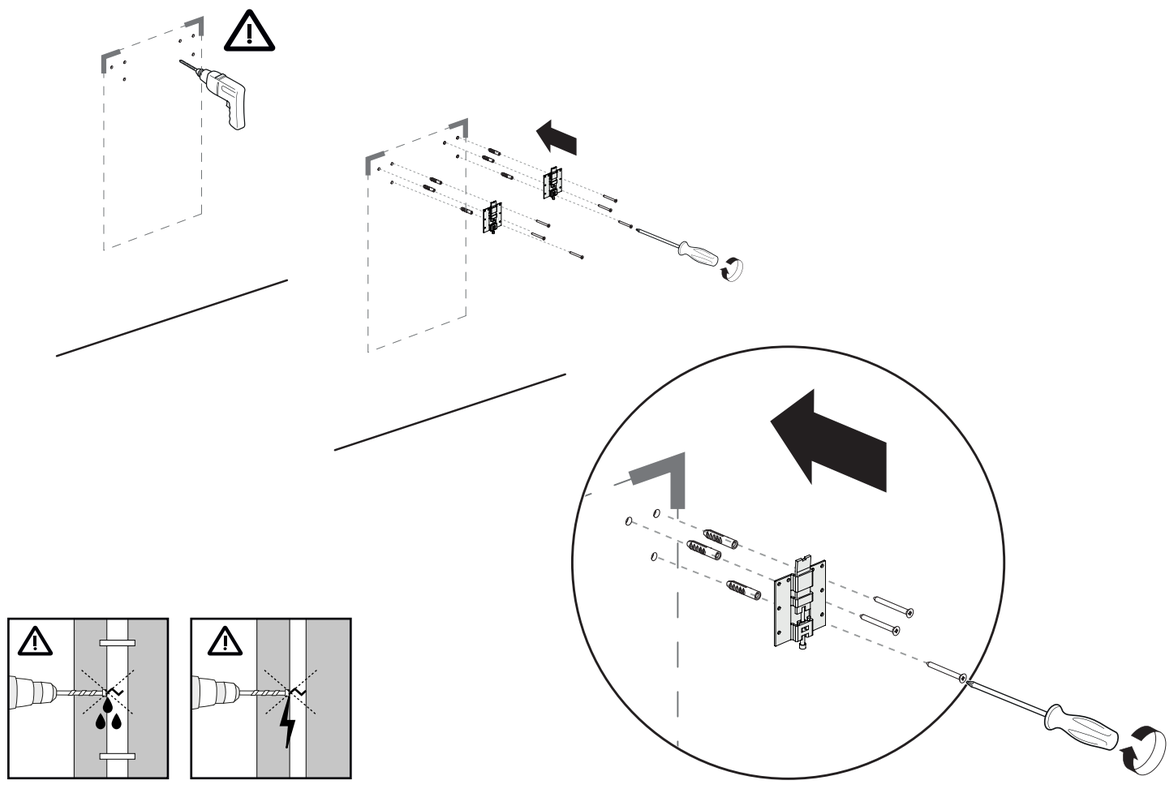

3

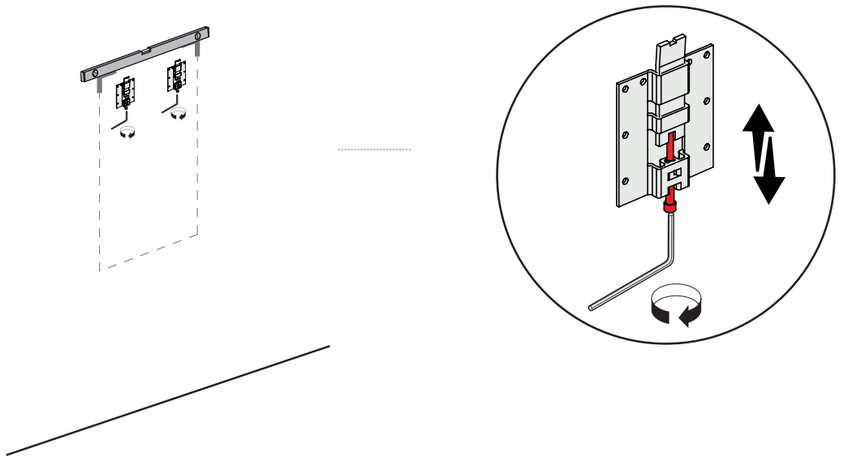

4

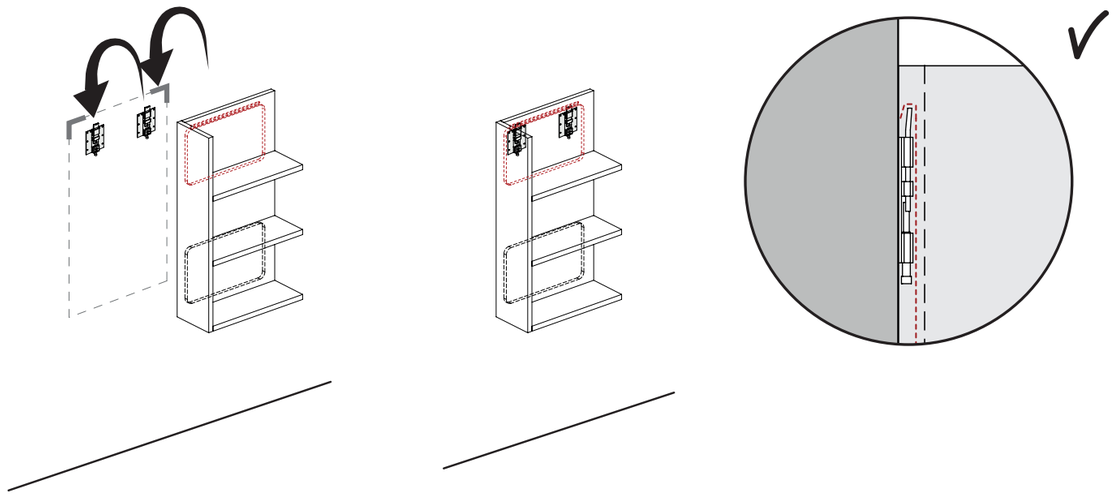

ISTRUZIONI DI MONTAGGIO

INSTRUCTIONS DE MONTAGE / ASSEMBLY INSTRUCTIONS / MONTAGEANLEITUNG / INSTRUCCIONES DE MONTAJE / ИНСТРУКЦИИ ПО СБОРКЕ

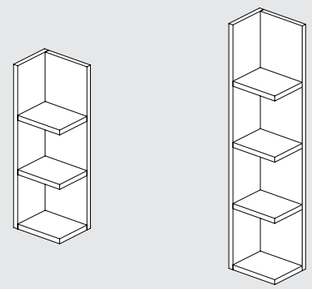

PENSILI A GIORNO

ÉLÉMENTS MURAUX OUVERTS / OPEN WALL UNITS / OFFENE OBERSCHRÄNKE / MUEBLES COLGANTES ABIERTOS / ОТКРЫТЫЕ НАВЕСНЫЕ ШКАФЫ

STRUMENTI

OUTILS / TOOLS / WERKZEUGE / HERRAMIENTAS / ИНСТРУМЕНТЫ

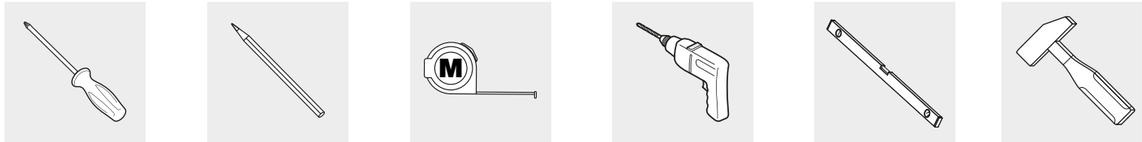

OPERAZIONI PRELIMINARI

OPÉRATIONS PRÉLIMINAIRES / PRELIMINARY OPERATIONS / VORARBEITEN / OPERACIONES PRELIMINARES / ПОДГОТОВИТЕЛЬНЫЕ РАБОТЫ

- **VERIFICARE LA CORRETTA TENUTA DEL MURO PRIMA DI PROCEDERE CON IL MONTAGGIO DEL PRODOTTO**
  VÉRIFIEZ LA SOLIDITÉ DU MUR AVANT DE PROCÉDER À L'INSTALLATION DU PRODUIT / CHECK THE WALL STRENGTH BEFORE PROCEEDING WITH THE PRODUCT INSTALLATION / ÜBERPRÜFEN SIE DIE WANDHALTBARKEIT, BEVOR SIE MIT DER MONTAGE DES PRODUKTS FORTFAHREN / VERIFIQUE LA RESISTENCIA DEL MURO ANTES DE PROCEDER A LA INSTALACIÓN DEL PRODUCTO / ПРОВЕРЬТЕ ПРОЧНОСТЬ СТЕНЫ ПЕРЕД УСТАНОВКОЙ ПРОДУКТА
- **POSIZIONARE IL PRODOTTO CON ATTENZIONE**
  PLACER LE PRODUIT AVEC PRÉCAUTION / POSITION THE PRODUCT WITH CARE / POSITIONIEREN SIE DAS PRODUKT SORGFÄLTIG / COLOQUE EL PRODUCTO CON CUIDADO / АККУРАТНО РАСПОЛОЖИТЕ ПРОДУКТ

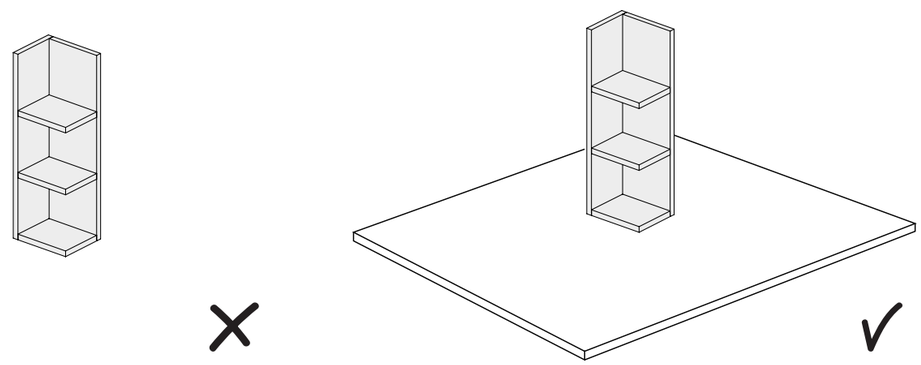

1

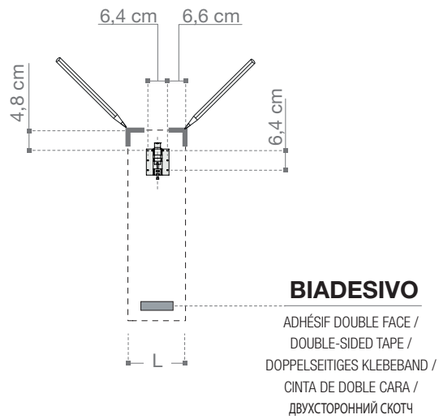
6,4 cm
6,6 cm
4,8 cm
6,4 cm
L
BIADESIVO
ADHÉSIF DOUBLE FACE /
DOUBLE-SIDED TAPE /
DOPPELSEITIGES KLEBEBAND /
CINTA DE DOBLE CARA /
ДВУХСТОРОННИЙ СКОТЧ

2

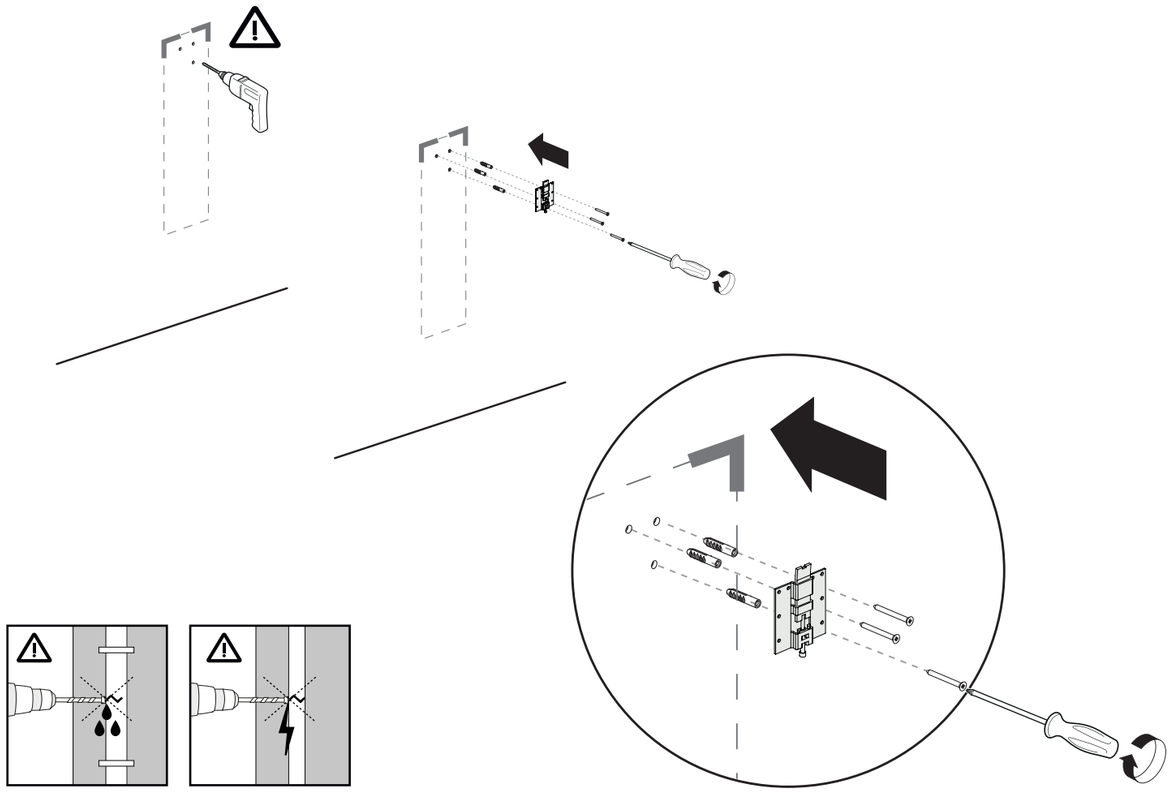

3

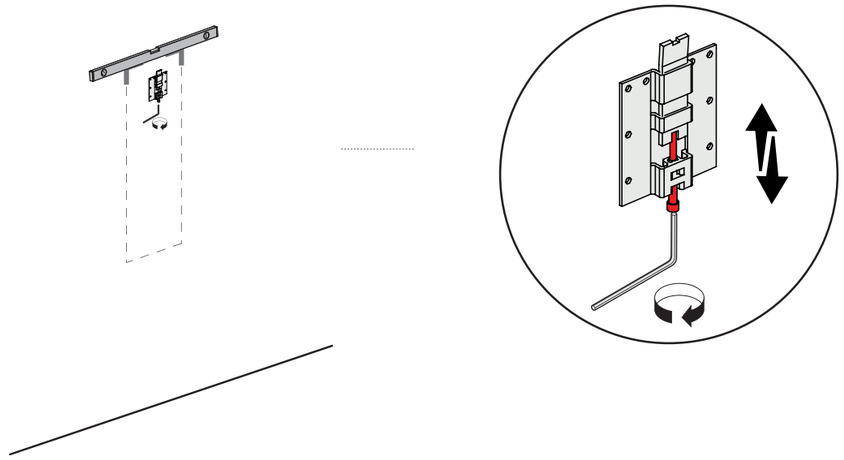

4

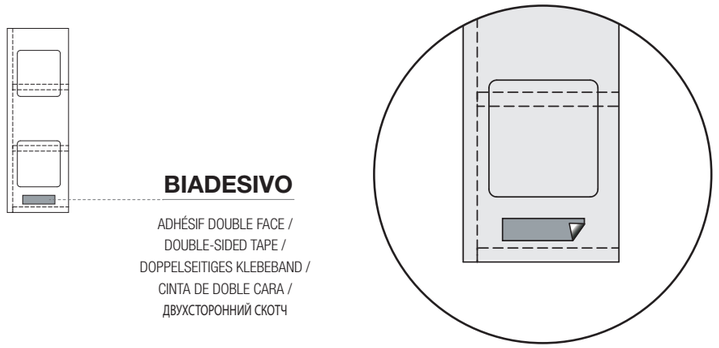
BIADESIVO
ADHÉSIF DOUBLE FACE /
DOUBLE-SIDED TAPE /
DOPPELSEITIGES KLEBEBAND /
CINTA DE DOBLE CARA /
ДВУХСТОРОННИЙ СКОТЧ

5

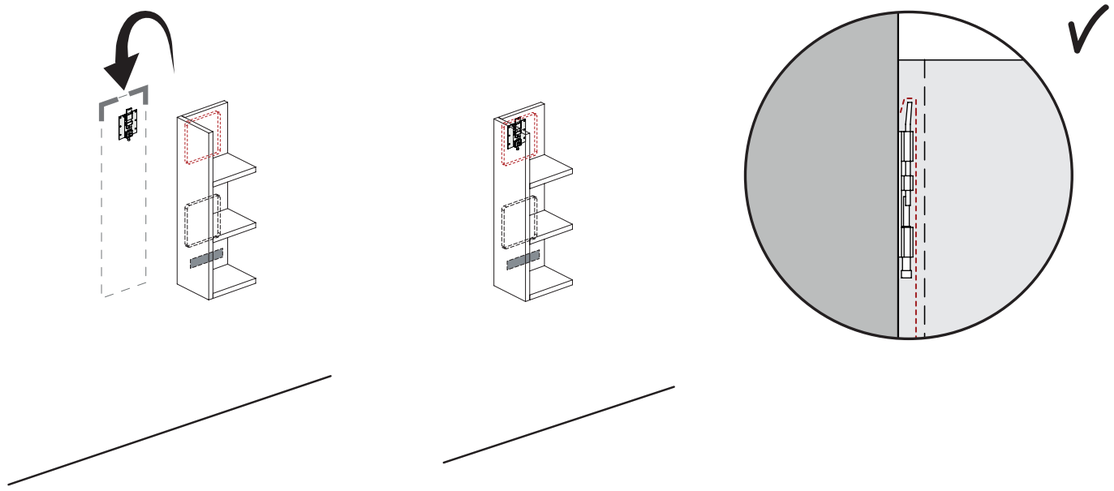

ISTRUZIONI DI MONTAGGIO

INSTRUCTIONS DE MONTAGE / ASSEMBLY INSTRUCTIONS / MONTAGEANLEITUNG / INSTRUCCIONES DE MONTAJE / ИНСТРУКЦИИ ПО СБОРКЕ

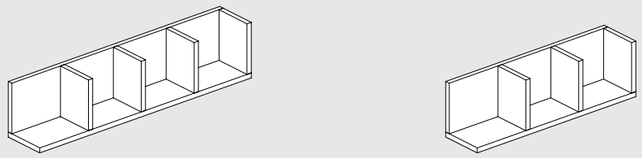

PENSILI A GIORNO

ÉLÉMENTS MURAUX OUVERTS / OPEN WALL UNITS / OFFENE OBERSCHRÄNKE / MUEBLES COLGANTES ABIERTOS / ОТКРЫТЫЕ НАВЕСНЫЕ ШКАФЫ

STRUMENTI

OUTILS / TOOLS / WERKZEUGE / HERRAMIENTAS / ИНСТРУМЕНТЫ

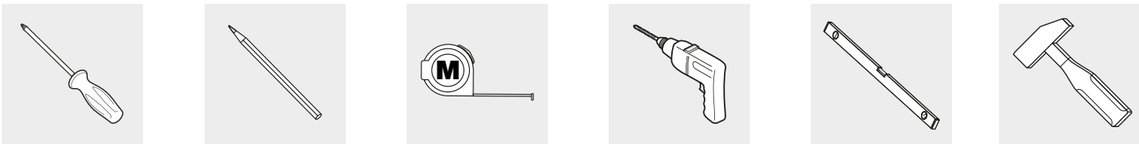

OPERAZIONI PRELIMINARI

OPÉRATIONS PRÉLIMINAIRES / PRELIMINARY OPERATIONS / VORARBEITEN / OPERACIONES PRELIMINARES / ПОДГОТОВИТЕЛЬНЫЕ РАБОТЫ

- **VERIFICARE LA CORRETTA TENUTA DEL MURO PRIMA DI PROCEDERE CON IL MONTAGGIO DEL PRODOTTO**
  VÉRIFIEZ LA SOLIDITÉ DU MUR AVANT DE PROCÉDER À L'INSTALLATION DU PRODUIT / CHECK THE WALL STRENGTH BEFORE PROCEEDING WITH THE PRODUCT INSTALLATION / ÜBERPRÜFEN SIE DIE WANDHALTBARKEIT, BEVOR SIE MIT DER MONTAGE DES PRODUKTS FORTFAHREN / VERIFIQUE LA RESISTENCIA DEL MURO ANTES DE PROCEDER A LA INSTALACIÓN DEL PRODUCTO / ПРОВЕРЬТЕ ПРОЧНОСТЬ СТЕНЫ ПЕРЕД УСТАНОВКОЙ ПРОДУКТА
- **POSIZIONARE IL PRODOTTO CON ATTENZIONE**
  PLACER LE PRODUIT AVEC PRÉCAUTION / POSITION THE PRODUCT WITH CARE / POSITIONIEREN SIE DAS PRODUKT SORGFÄLTIG / COLOQUE EL PRODUCTO CON CUIDADO / АККУРАТНО РАСПОЛОЖИТЕ ПРОДУКТ

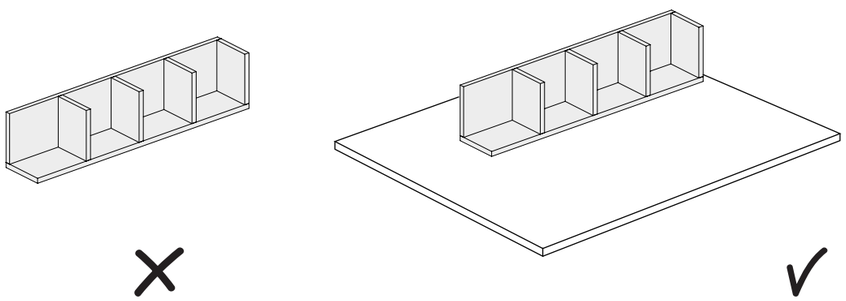

1

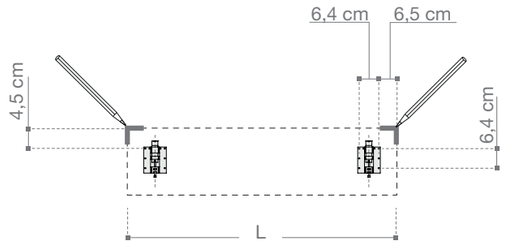

2

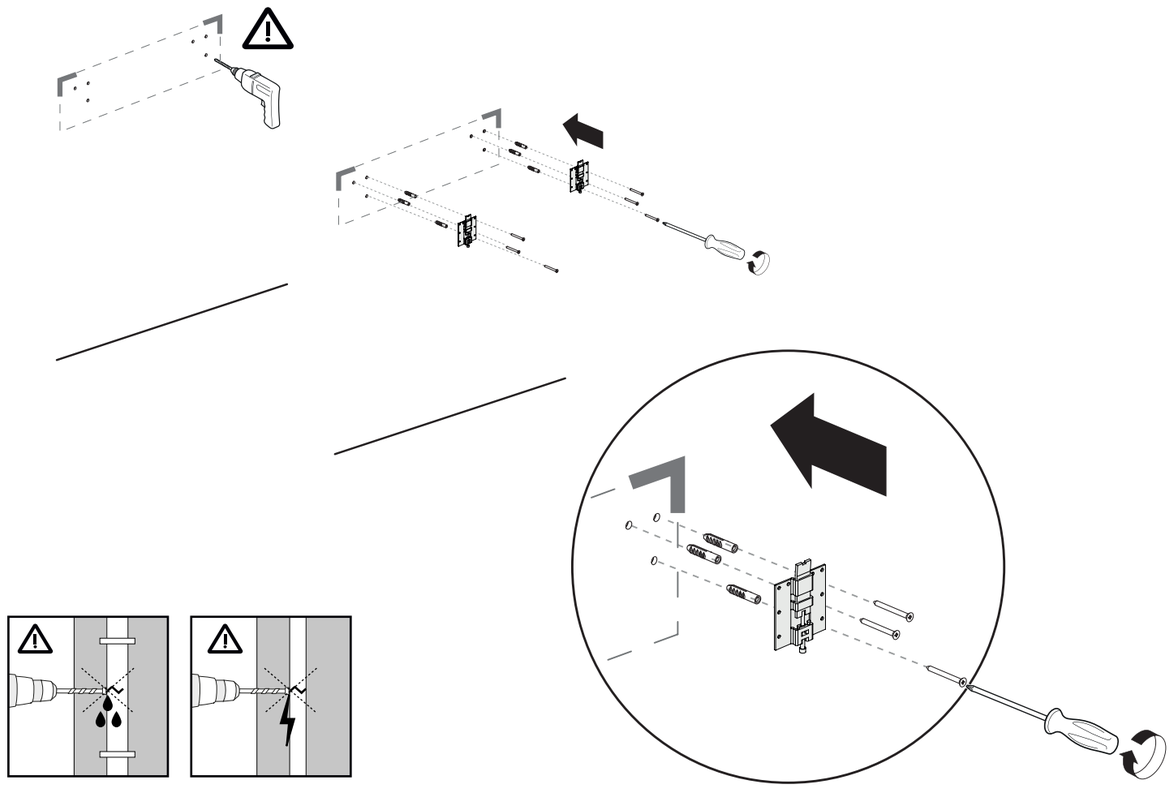

3

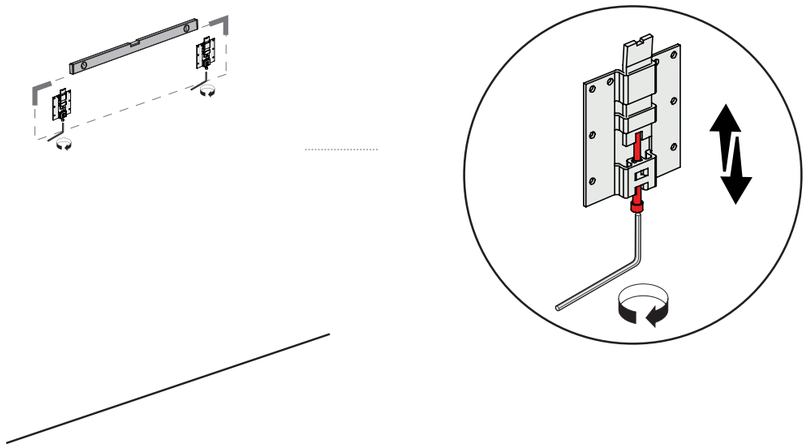

4

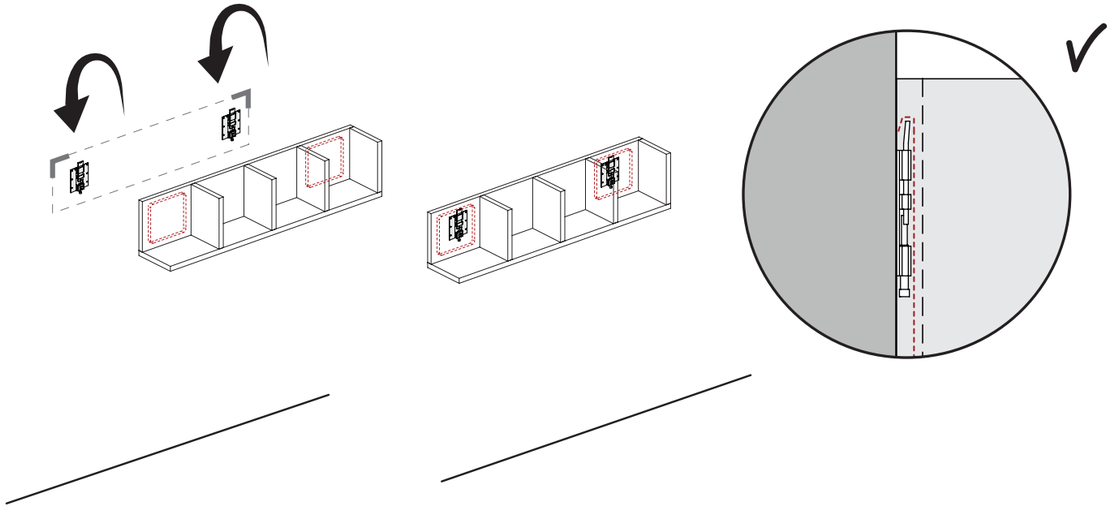

ISTRUZIONI DI MONTAGGIO

INSTRUCTIONS DE MONTAGE / ASSEMBLY INSTRUCTIONS / MONTAGEANLEITUNG / INSTRUCCIONES DE MONTAJE / ИНСТРУКЦИИ ПО СБОРКЕ

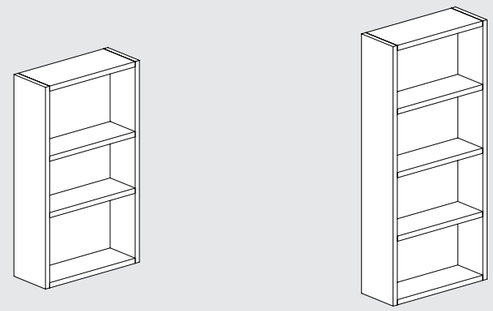

PENSILI A GIORNO

ÉLÉMENTS MURAUX OUVERTS / OPEN WALL UNITS / OFFENE OBERSCHRÄNKE / MUEBLES COLGANTES ABIERTOS / ОТКРЫТЫЕ НАВЕСНЫЕ ШКАФЫ

STRUMENTI

OUTILS / TOOLS / WERKZEUGE / HERRAMIENTAS / ИНСТРУМЕНТЫ

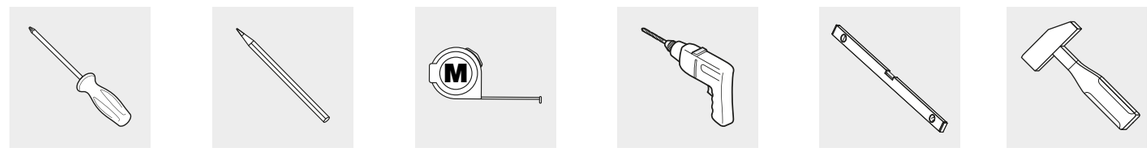

OPERAZIONI PRELIMINARI

OPÉRATIONS PRÉLIMINAIRES / PRELIMINARY OPERATIONS / VORARBEITEN / OPERACIONES PRELIMINARES / ПОДГОТОВИТЕЛЬНЫЕ РАБОТЫ

- **VERIFICARE LA CORRETTA TENUTA DEL MURO PRIMA DI PROCEDERE CON IL MONTAGGIO DEL PRODOTTO**
  VÉRIFIEZ LA SOLIDITÉ DU MUR AVANT DE PROCÉDER À L'INSTALLATION DU PRODUIT / CHECK THE WALL STRENGTH BEFORE PROCEEDING WITH THE PRODUCT INSTALLATION / ÜBERPRÜFEN SIE DIE WANDHALTBARKEIT, BEVOR SIE MIT DER MONTAGE DES PRODUKTS FORTFAHREN / VERIFIQUE LA RESISTENCIA DEL MURO ANTES DE PROCEDER A LA INSTALACIÓN DEL PRODUCTO / ПРОВЕРЬТЕ ПРОЧНОСТЬ СТЕНЫ ПЕРЕД УСТАНОВКОЙ ПРОДУКТА
- **POSIZIONARE IL PRODOTTO CON ATTENZIONE**
  PLACER LE PRODUIT AVEC PRÉCAUTION / POSITION THE PRODUCT WITH CARE / POSITIONIEREN SIE DAS PRODUKT SORGFÄLTIG / COLOQUE EL PRODUCTO CON CUIDADO / АККУРАТНО РАСПОЛОЖИТЕ ПРОДУКТ

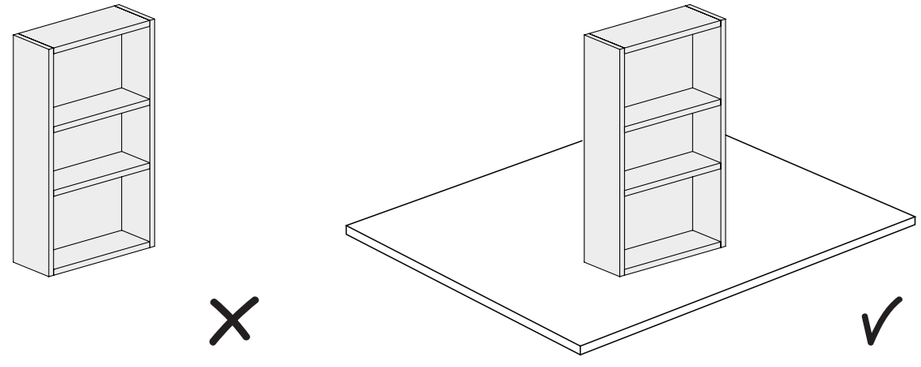

1

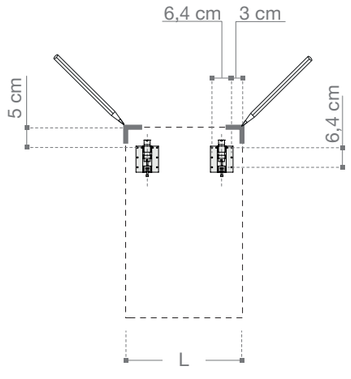

2

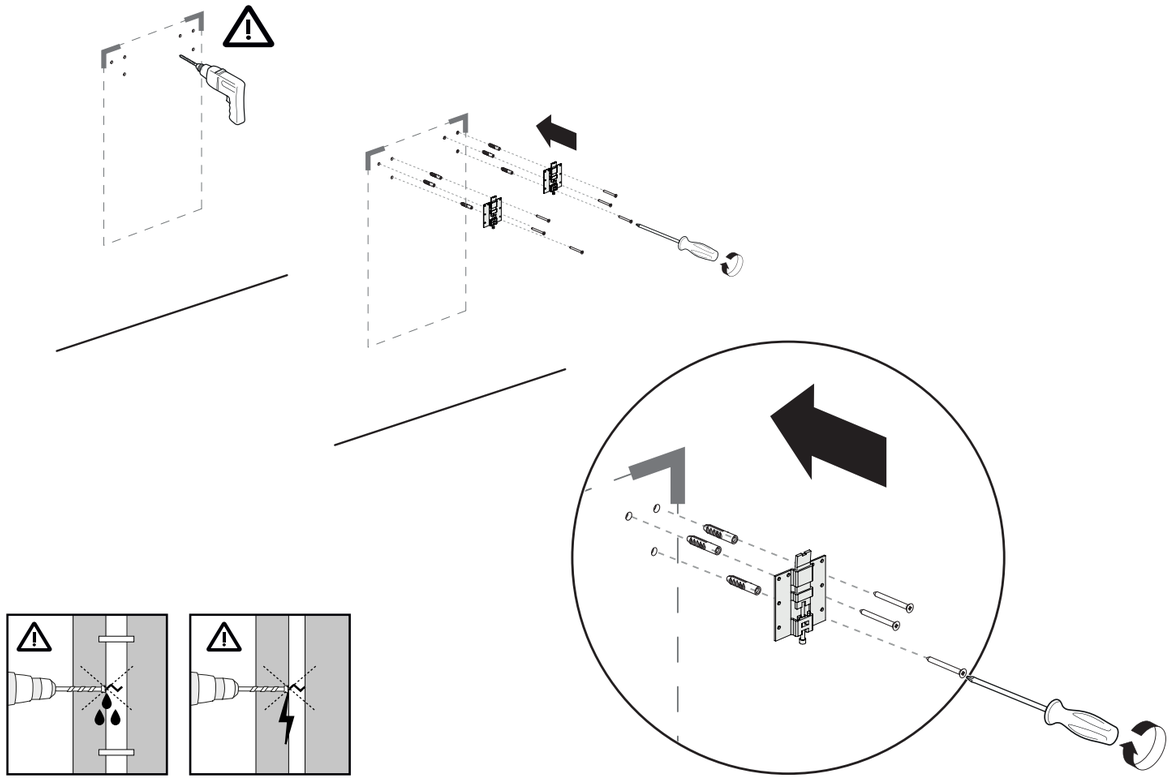

The art of bathroom
CLASS
www.gbgroupe.com

3

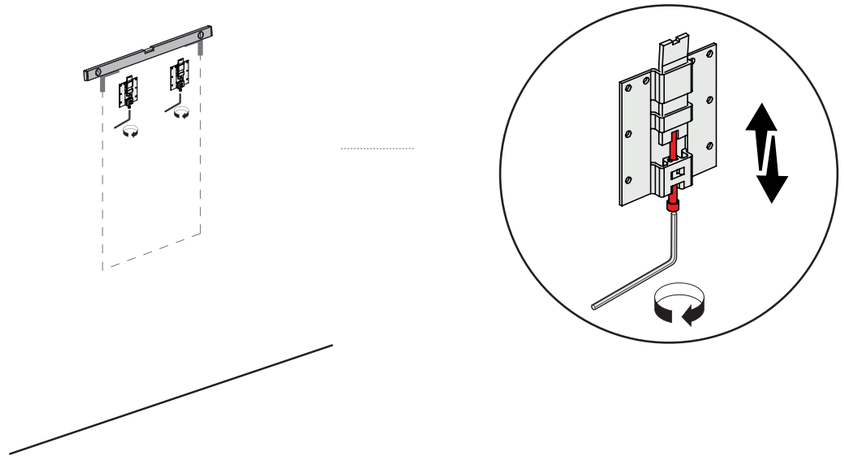

4

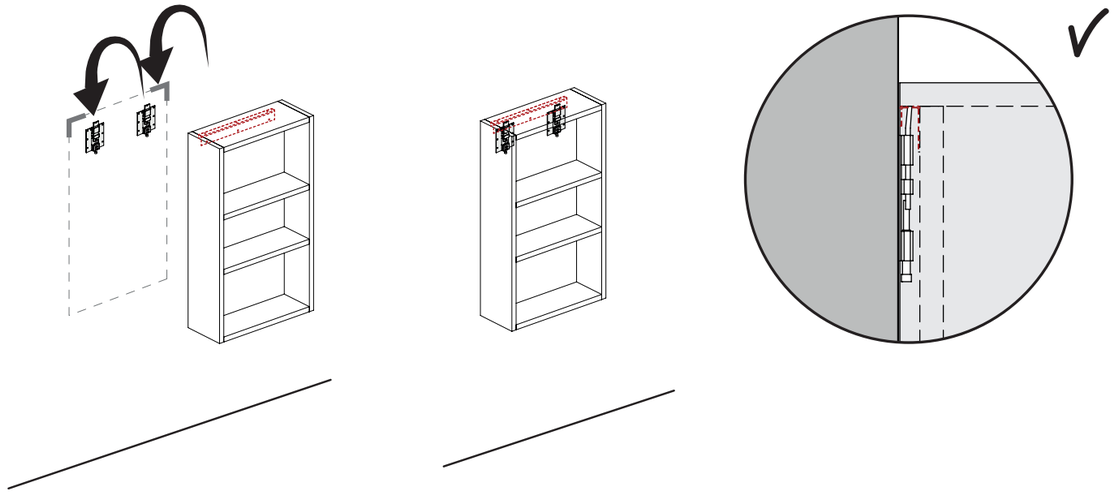

ISTRUZIONI DI MONTAGGIO

INSTRUCTIONS DE MONTAGE / ASSEMBLY INSTRUCTIONS / MONTAGEANLEITUNG / INSTRUCCIONES DE MONTAJE / ИНСТРУКЦИИ ПО СБОРКЕ

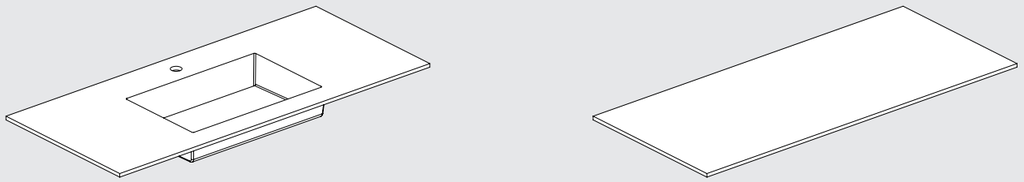

TOP IN APPOGGIO

PLANS EN APPUI / SUPPORT TOPS / TRAGPLATTEN / ENCIMERAS DE APOYO / СТОЛЕШНИЦЫ

STRUMENTI

OUTILS / TOOLS / WERKZEUGE / HERRAMIENTAS / ИНСТРУМЕНТЫ

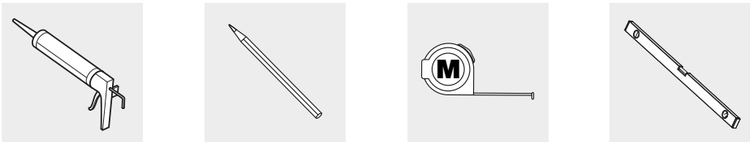

OPERAZIONI PRELIMINARI

OPÉRATIONS PRÉLIMINAIRES / PRELIMINARY OPERATIONS / VORARBEITEN / OPERACIONES PRELIMINARES / ПОДГОТОВИТЕЛЬНЫЕ РАБОТЫ

- **POSIZIONARE IL PRODOTTO CON ATTENZIONE**
  PLACER LE PRODUIT AVEC PRÉCAUTION / POSITION THE PRODUCT WITH CARE / POSITIONIEREN SIE DAS PRODUKT SORGFÄLTIG / COLOQUE EL PRODUCTO CON CUIDADO / АККУРАТНО РАСПОЛОЖИТЕ ПРОДУКТ

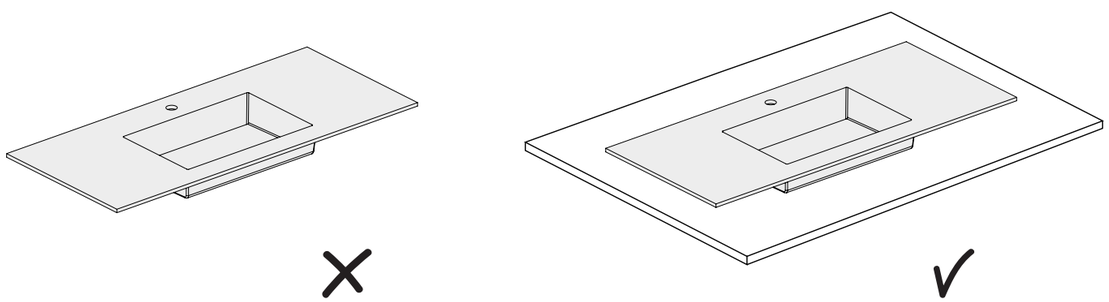

1 APPLICARE SUPPORTO TOP CON BIADESIVO A PARETE

APPLIQUER LE SUPPORT DU PLAN AVEC ADHÉSIF DOUBLE FACE SUR LE MUR / APPLY TOP SUPPORT WITH DOUBLE-SIDED TAPE TO WALL / BEFESTIGEN SIE DIE TRAGPLATTEN MIT DOPPELSEITIGEM KLEBEBAND AN DER WAND / APLICAR SOPORTE DE ENCIMERA CON CINTA DE DOBLE CARA EN LA PARED / НАНЕСИТЕ ОПОРУ СТОЛЕШНИЦЫ НА СТЕНУ С ПОМОЩЬЮ ДВУХСТОРОННЕГО СКОТЧА

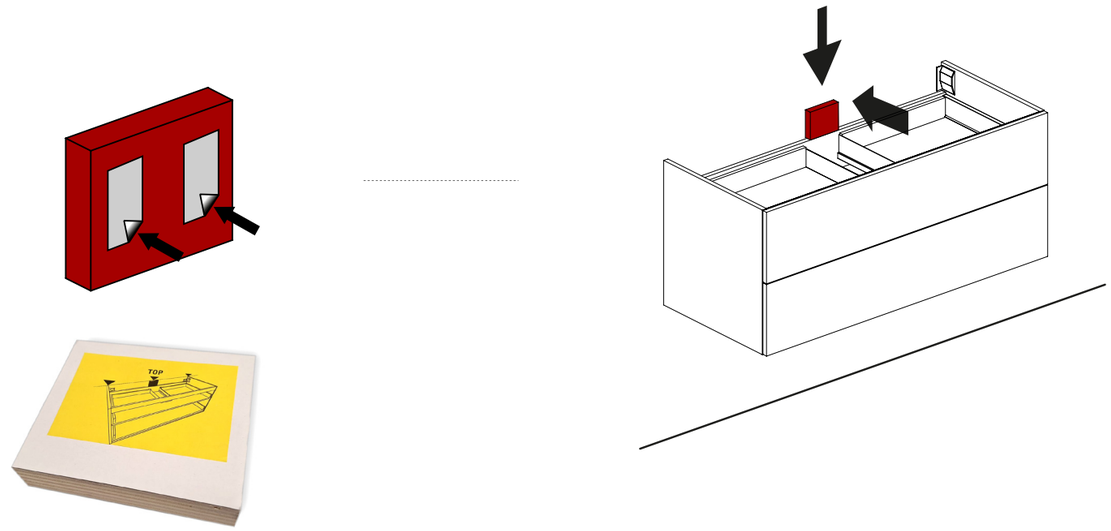

2

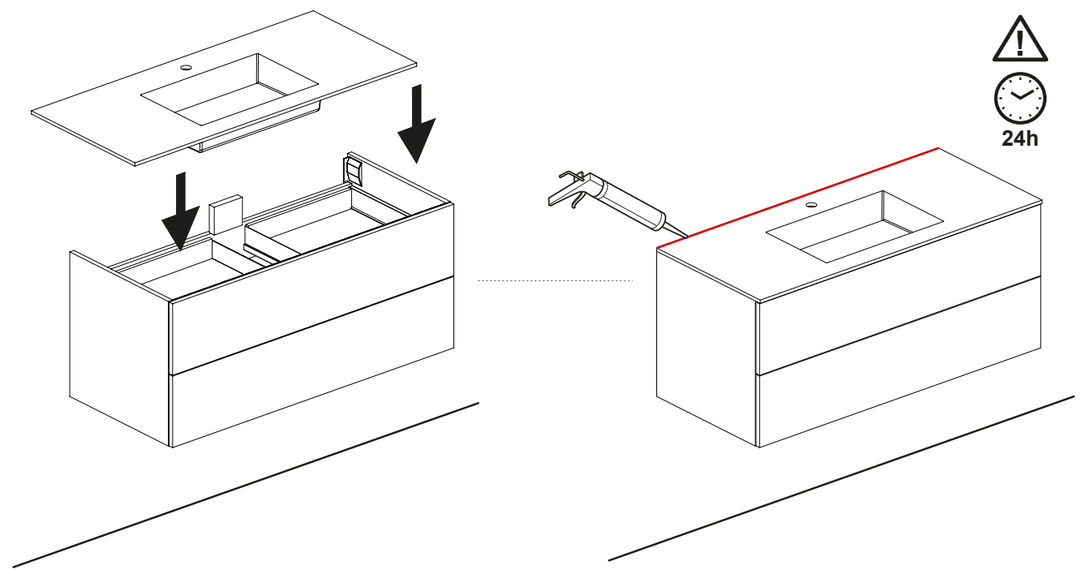

ISTRUZIONI DI MONTAGGIO

INSTRUCTIONS DE MONTAGE / ASSEMBLY INSTRUCTIONS / MONTAGEANLEITUNG / INSTRUCCIONES DE MONTAJE / ИНСТРУКЦИИ ПО СБОРКЕ

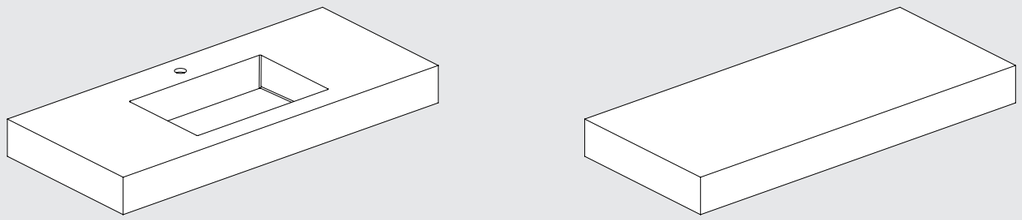

TOP SOSPESI

PLANS SUSPENDUS / SUSPENDED TOPS / HÄNGENDE TRAGPLATTEN / ENCIMERAS SUSPENDIDAS / ПОДВЕСНЫЕ СТОЛЕШНИЦЫ

STRUMENTI

OUTILS / TOOLS / WERKZEUGE / HERRAMIENTAS / ИНСТРУМЕНТЫ

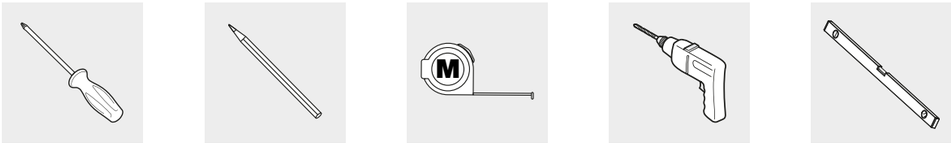

OPERAZIONI PRELIMINARI

OPÉRATIONS PRÉLIMINAIRES / PRELIMINARY OPERATIONS / VORARBEITEN / OPERACIONES PRELIMINARES / ПОДГОТОВИТЕЛЬНЫЕ РАБОТЫ

- **VERIFICARE LA CORRETTA TENUTA DEL MURO PRIMA DI PROCEDERE CON IL MONTAGGIO DEL PRODOTTO**
  VÉRIFIEZ LA SOLIDITÉ DU MUR AVANT DE PROCÉDER À L'INSTALLATION DU PRODUIT / CHECK THE WALL STRENGTH BEFORE PROCEEDING WITH THE PRODUCT INSTALLATION / ÜBERPRÜFEN SIE DIE WANDHALTBARKEIT, BEVOR SIE MIT DER MONTAGE DES PRODUKTS FORTFAHREN / VERIFIQUE LA RESISTENCIA DEL MURO ANTES DE PROCEDER A LA INSTALACIÓN DEL PRODUCTO / ПРОВЕРЬТЕ ПРОЧНОСТЬ СТЕНЫ ПЕРЕД УСТАНОВКОЙ ПРОДУКТА
- **POSIZIONARE IL PRODOTTO CON ATTENZIONE**
  PLACER LE PRODUIT AVEC PRÉCAUTION / POSITION THE PRODUCT WITH CARE / POSITIONIEREN SIE DAS PRODUKT SORGFÄLTIG / COLOQUE EL PRODUCTO CON CUIDADO / АККУРАТНО РАСПОЛОЖИТЕ ПРОДУКТ

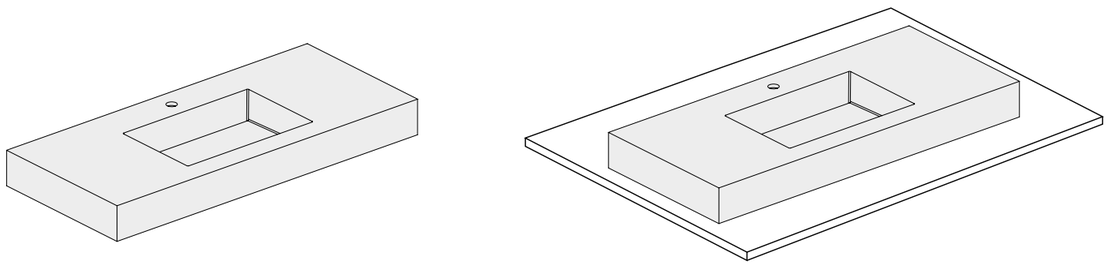

✕ ✓

GB The art of bathroom
CLASS
www.gbgroupe.com

1

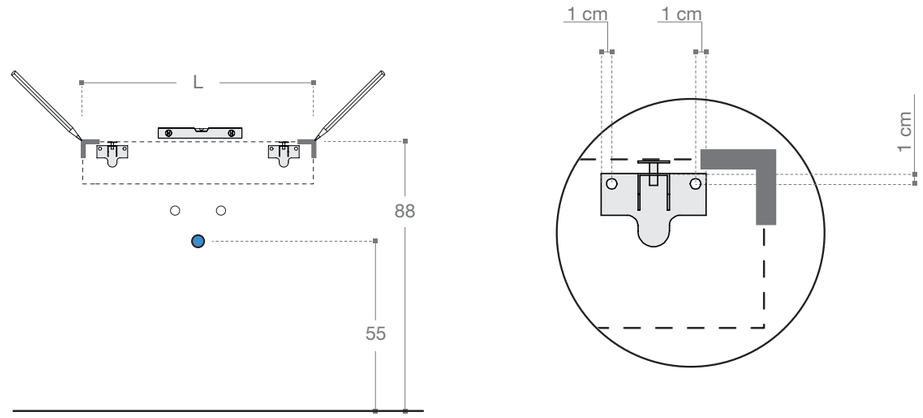

2

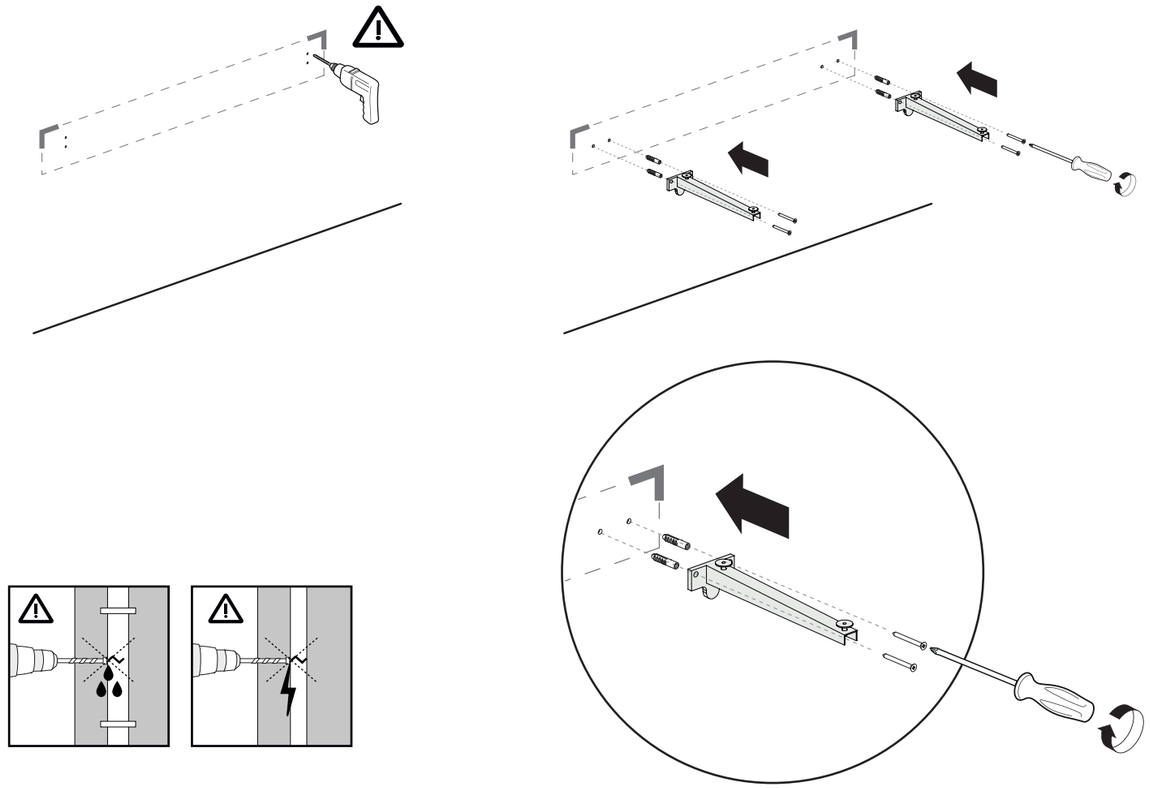

3 REGOLAZIONI TOP

RÉGLAGES DES PLANS / TOP ADJUSTMENTS / TRAGPLATTENEINSTELLUNGEN / AJUSTES DE ENCIMERAS / РЕГУЛИРОВКА СТОЛЕШНИЦ

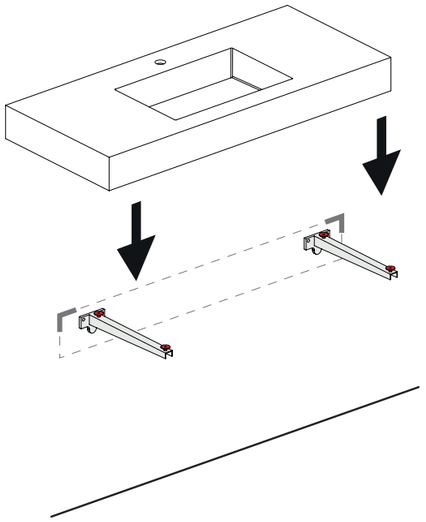

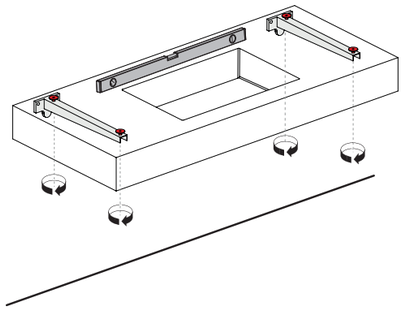

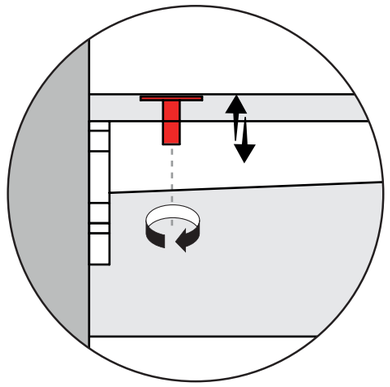

The art of bathroom
CLASS
www.gbgroupe.com

4

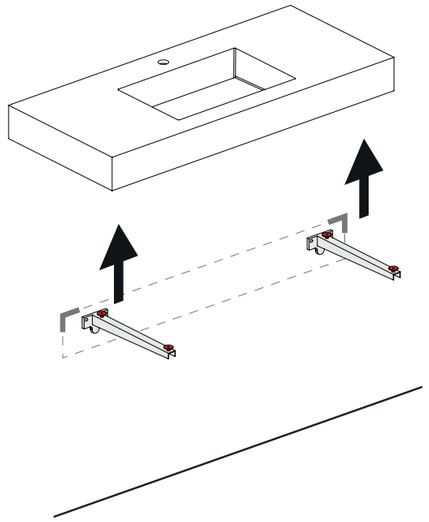

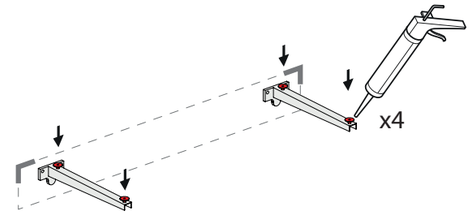

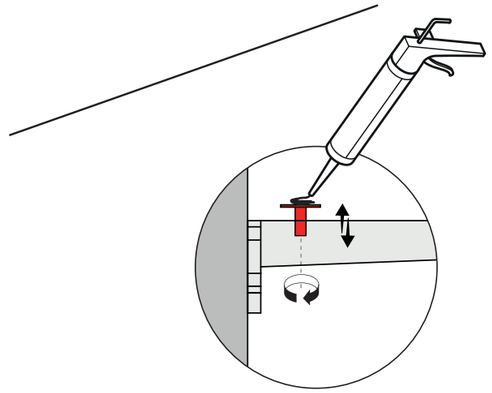

5

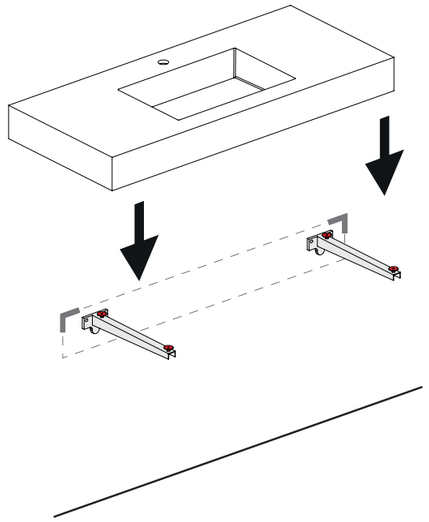

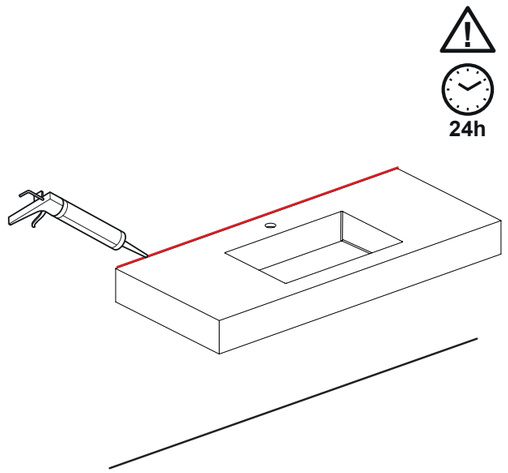

ISTRUZIONI DI MONTAGGIO

INSTRUCTIONS DE MONTAGE / ASSEMBLY INSTRUCTIONS / MONTAGEANLEITUNG / INSTRUCCIONES DE MONTAJE / ИНСТРУКЦИИ ПО СБОРКЕ

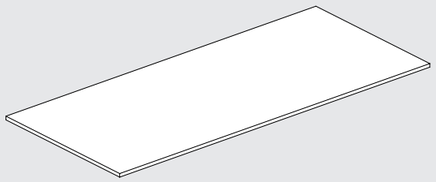

TOP APPOGGIO LEGNO

PLANS EN BOIS EN APPUI / WOODEN SUPPORT TOPS / HOLZTRAGPLATTEN / ENCIMERAS DE MADERA DE APOYO / ДЕРЕВЯННАЯ ОПОРА ДЛЯ СТОЛЕШНИЦ

STRUMENTI

OUTILS / TOOLS / WERKZEUGE / HERRAMIENTAS / ИНСТРУМЕНТЫ

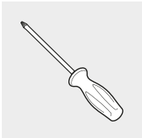

OPERAZIONI PRELIMINARI

OPÉRATIONS PRÉLIMINAIRES / PRELIMINARY OPERATIONS / VORARBEITEN / OPERACIONES PRELIMINARES / ПОДГОТОВИТЕЛЬНЫЕ РАБОТЫ

- **POSIZIONARE IL PRODOTTO CON ATTENZIONE**
  PLACER LE PRODUIT AVEC PRÉCAUTION / POSITION THE PRODUCT WITH CARE / POSITIONIEREN SIE DAS PRODUKT SORGFÄLTIG / COLOQUE EL PRODUCTO CON CUIDADO / АККУРАТНО РАСПОЛОЖИТЕ ПРОДУКТ

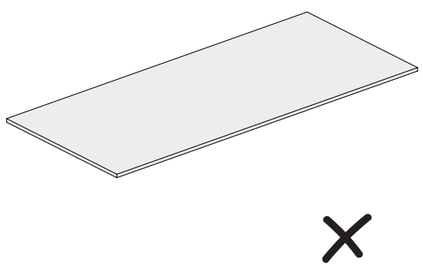

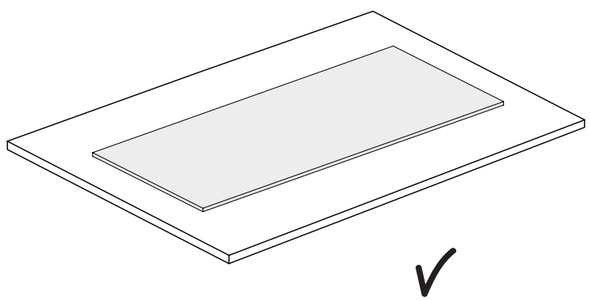

1

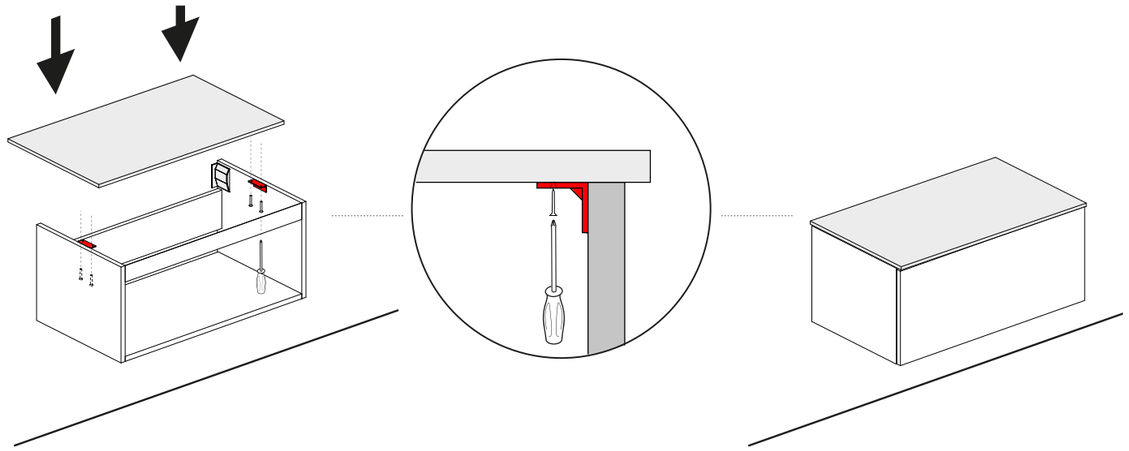

ISTRUZIONI DI MONTAGGIO

INSTRUCTIONS DE MONTAGE / ASSEMBLY INSTRUCTIONS / MONTAGEANLEITUNG / INSTRUCCIONES DE MONTAJE / ИНСТРУКЦИИ ПО СБОРКЕ

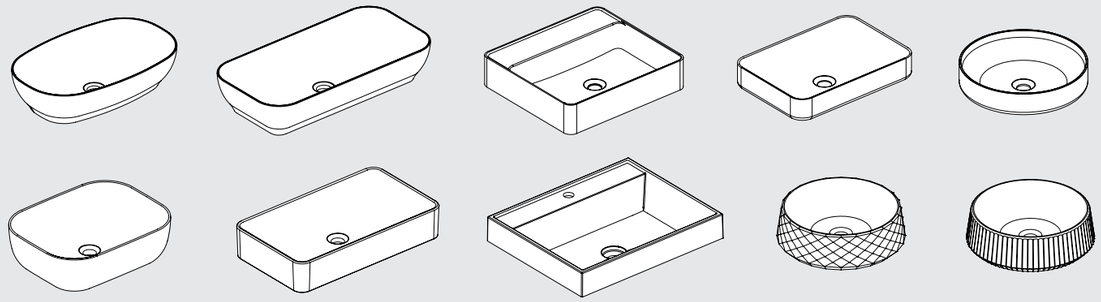

LAVABI IN APPOGGIO

LAVABOS EN APPUI / COUNTERTOP SINKS / AUFGESETZTE WASCHBECKEN / LAVABOS SOBRE ENCIMERA / НАКЛАДНЫЕ РАКОВИНЫ

STRUMENTI

OUTILS / TOOLS / WERKZEUGE / HERRAMIENTAS / ИНСТРУМЕНТЫ

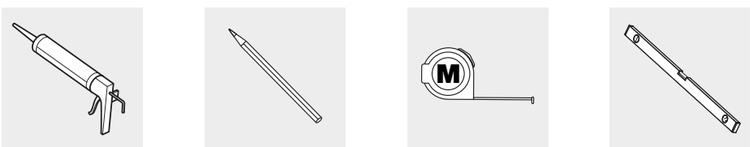

OPERAZIONI PRELIMINARI

OPÉRATIONS PRÉLIMINAIRES / PRELIMINARY OPERATIONS / VORARBEITEN / OPERACIONES PRELIMINARES / ПОДГОТОВИТЕЛЬНЫЕ РАБОТЫ

- **POSIZIONARE IL PRODOTTO CON ATTENZIONE**
  PLACER LE PRODUIT AVEC PRÉCAUTION / POSITION THE PRODUCT WITH CARE / POSITIONIEREN SIE DAS PRODUKT SORGFÄLTIG / COLOQUE EL PRODUCTO CON CUIDADO / АККУРАТНО РАСПОЛОЖИТЕ ПРОДУКТ

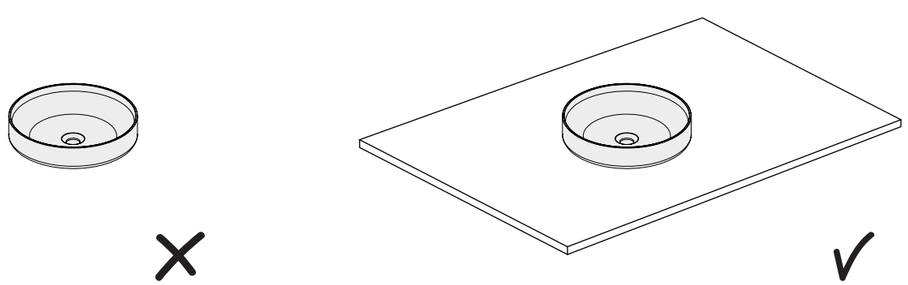

1

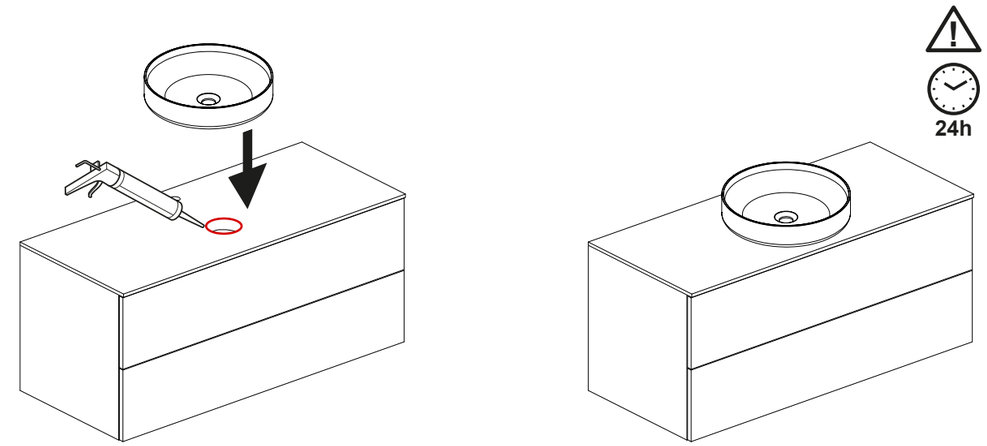

ISTRUZIONI DI MONTAGGIO

INSTRUCTIONS DE MONTAGE / ASSEMBLY INSTRUCTIONS / MONTAGEANLEITUNG / INSTRUCCIONES DE MONTAJE / ИНСТРУКЦИИ ПО СБОРКЕ

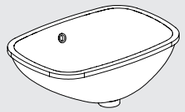

LAVABI SOTTOPIANO

LAVABOS SOUS-PLAN / UNDERMOUNT SINKS / UNTERBAU-WASCHBECKEN / LAVABOS BAJO ENCIMERA / ВСТРАИВАЕМЫЕ РАКОВИНЫ

STRUMENTI

OUTILS / TOOLS / WERKZEUGE / HERRAMIENTAS / ИНСТРУМЕНТЫ

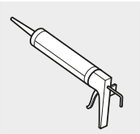

OPERAZIONI PRELIMINARI

OPÉRATIONS PRÉLIMINAIRES / PRELIMINARY OPERATIONS / VORARBEITEN / OPERACIONES PRELIMINARES / ПОДГОТОВИТЕЛЬНЫЕ РАБОТЫ

- **POSIZIONARE IL PRODOTTO CON ATTENZIONE**
  PLACER LE PRODUIT AVEC PRÉCAUTION / POSITION THE PRODUCT WITH CARE / POSITIONIEREN SIE DAS PRODUKT SORGFÄLTIG / COLOQUE EL PRODUCTO CON CUIDADO / АККУРАТНО РАСПОЛОЖИТЕ ПРОДУКТ

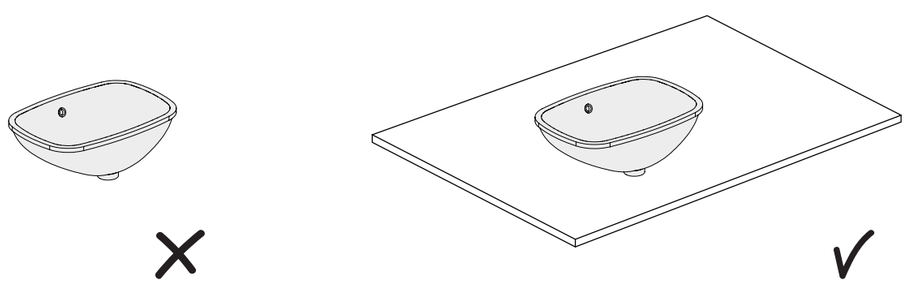

GB The art of bathroom
CLASS
www.gbgroupe.com

1

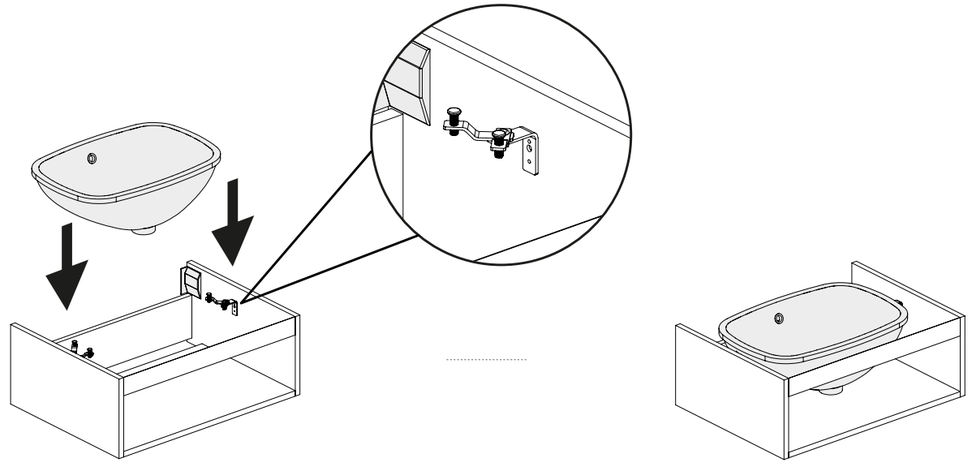

2

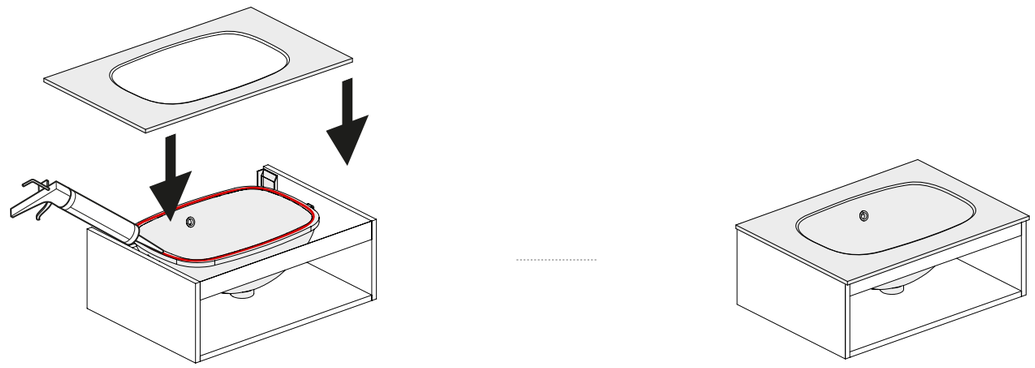

3

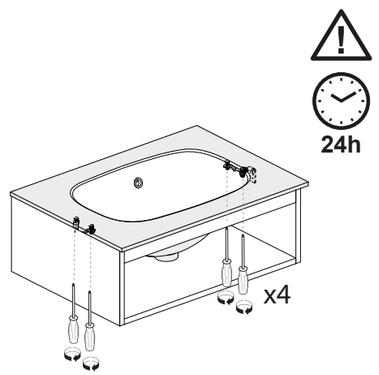

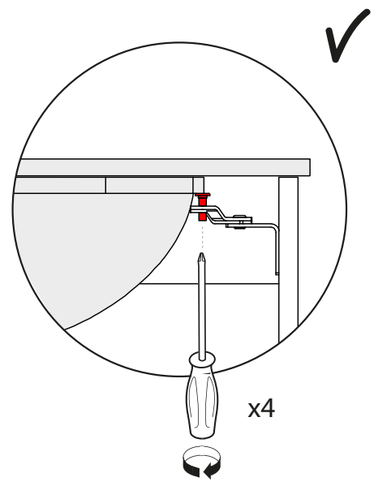

TOP SENZA PILETTA

PLANS SANS BOUCHON / TOPS WITHOUT DRAIN PLUG / TRAGPLATTEN OHNE ABLAUFGARNITUR / ENCIMERAS SIN VÁLVULA / СТОЛЕШНИЦЫ БЕЗ СЛИВНОГО ОТВЕРСТИЯ

TOP TECNOLITE - TECNOMOOD

PLANS TECNOLITE - TECNOMOOD / TECNOLITE - TECNOMOOD TOPS / TECNOLITE - TECNOMOOD TRAGPLATTEN / ENCIMERAS TECNOLITE - TECNOMOOD / СТОЛЕШНИЦЫ TECNOLITE - TECNOMOOD

LB856

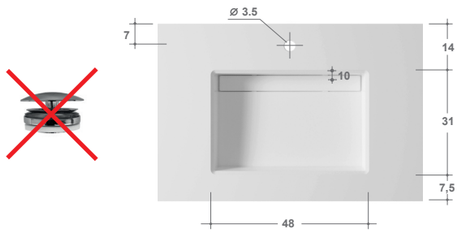

LB857

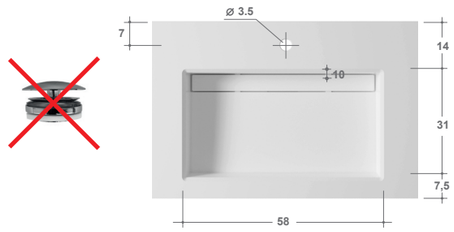

LB453

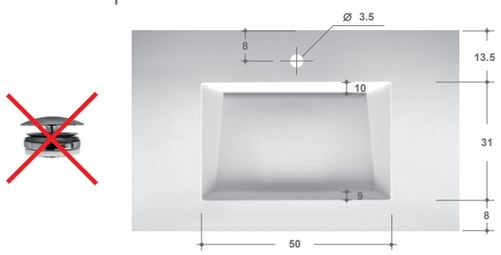

LB455

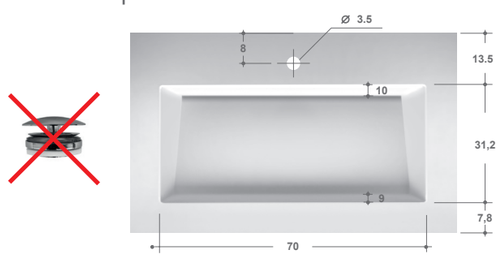

TOP TECNOLAM

PLAN EN TECNOLAM / TECNOLAM TOP / TECNOLAM WASCHTISCH / ENCIMERA TECNOLAM / ТОП ИЗ TECNOLAM

VA024

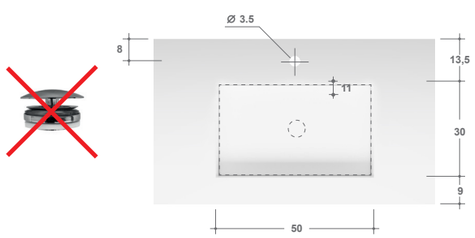

VA025

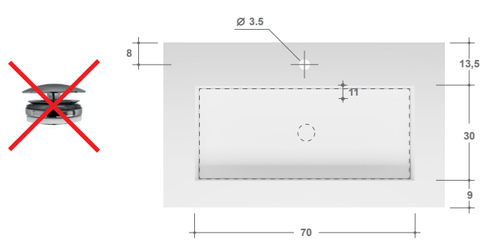

VA013

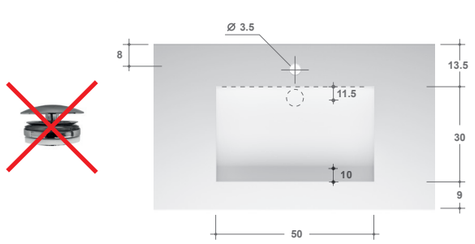

VA014

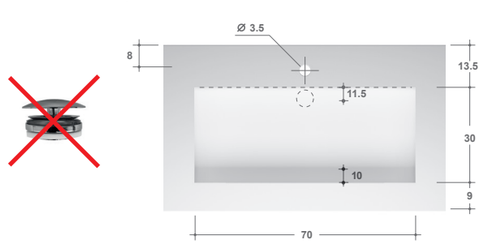

TOP SENZA PILETTA

PLANS SANS BOUCHON / TOPS WITHOUT DRAIN PLUG / TRAGPLATTEN OHNE ABLAUFGARNITUR / ENCIMERAS SIN VÁLVULA / СТОЛЕШНИЦЫ БЕЗ СЛИВНОГО ОТВЕРСТИЯ

TOP TECNOGRES

PLAN EN TECNOGRES / TECNOGRES TOP / TECNOGRES WASCHTISCH / ENCIMERA TECNOGRES / ТОП ИЗ TECNOGRES

LV890

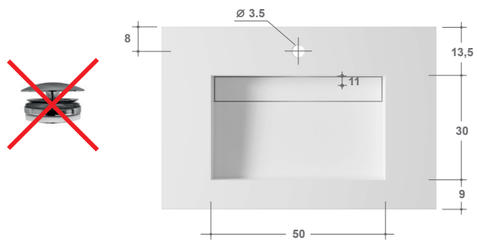

LV891

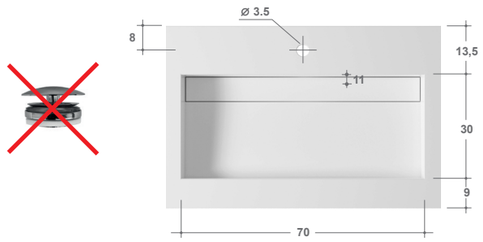

LV943

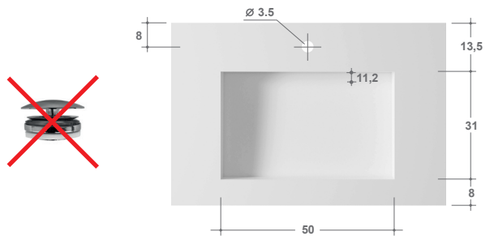
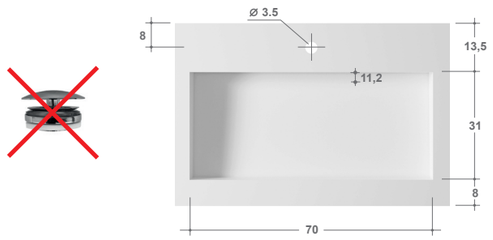
LV944