

The TESI radiators represent the most functional, modular and elegant system for heating all environments. Thanks to the five columns and high performance, TESI 5 is suitable for environments that require high caloric power. TESI 5 has a depth of 177 mm and heights from 200 to 2500 mm.



Tesi 5, 12 elements, Hight 1800 mm, Lenght 540 mm, Quartz 1

Construction features

tubes made of 25 mm diameter sheet steel
manifolds made of pressed sheet steel
elements 45 mm long (element pitch)
threading 1 1/4 G right and left on top and bottom manifold
maximum working pressure 10 bar
maximum working temperature 95°C

Standard equipment

4 Universal brackets for Tesi (except for very small batteries)
4 connections with reductions 1 "1/4 to 1/2" for Tesi white and colored, mounted on the radiator
1 1/2" air vent
1 cover for 1/2" blind plug

Certifications



Plus



Technical data

Model	Deph (mm)	Height (mm)	Conn. C. (mm)	Weigth (kg)	Capacity (lt)	$\Delta t=50^{\circ}\text{C}$ (btu/h)	$\Delta t=50^{\circ}\text{C}$ (kcal/h)	$\Delta t=50^{\circ}\text{C}$ (Watt)	$\Delta t=40^{\circ}\text{C}$ (Watt)	$\Delta t=30^{\circ}\text{C}$ (Watt)	$\Delta t=20^{\circ}\text{C}$ (Watt)	Exponent
200	177,0	200	127	0,81	0,73	93,0	27,2	31,7	23,4	15,9	9,2	1,350
300	177,0	300	235	1,13	0,95	150,8	44,2	51,4	38,7	26,8	16,0	1,276
350	177,0	350	285	1,28	1,05	173,2	50,8	59,0	44,3	30,6	18,2	1,283
365	177,0	365	300	1,32	1,08	179,8	52,7	61,3	46,0	31,8	18,9	1,286
400	177,0	400	335	1,43	1,16	195,2	57,2	66,5	49,9	34,4	20,4	1,291
450	177,0	450	385	1,58	1,26	217,1	63,6	74,0	55,4	38,1	22,5	1,299
500	177,0	500	435	1,72	1,36	238,7	70,0	81,3	60,8	41,7	24,6	1,307
535	177,0	535	470	1,83	1,44	253,7	74,4	86,5	64,5	44,2	26,0	1,312
550	177,0	550	485	1,87	1,47	260,1	76,2	88,7	66,1	45,3	26,6	1,315
565	177,0	565	500	1,92	1,50	266,5	78,1	90,8	67,7	46,4	27,2	1,317
600	177,0	600	535	2,02	1,57	281,4	82,5	95,9	71,4	48,8	28,5	1,322
650	177,0	650	585	2,17	1,68	302,5	88,7	103,1	76,6	52,2	30,5	1,330
665	177,0	665	600	2,21	1,71	308,8	90,5	105,2	78,2	53,3	31,0	1,333
685	177,0	685	620	2,27	1,75	317,2	93,0	108,1	80,2	54,6	31,8	1,336
750	177,0	750	685	2,46	1,88	344,3	100,9	117,3	86,9	59,0	34,2	1,346
765	177,0	765	700	2,51	1,92	350,6	102,8	119,5	88,4	60,0	34,7	1,348
815	177,0	815	750	2,66	2,02	371,3	108,8	126,5	93,5	63,3	36,5	1,356
865	177,0	865	800	2,80	2,12	391,9	114,9	133,6	98,5	66,5	38,3	1,364
885	177,0	885	820	2,86	2,16	400,2	117,3	136,4	100,5	67,8	39,0	1,367
900	177,0	900	835	2,91	2,20	406,3	119,1	138,5	102,0	68,8	39,5	1,369
1000	177,0	1000	935	3,20	2,40	447,2	131,1	152,4	112,4	75,9	43,7	1,364
1200	177,0	1200	1135	4,08	2,78	528,2	154,8	180,0	133,1	90,2	52,1	1,353
1500	177,0	1500	1435	5,05	3,40	648,0	189,9	220,8	163,9	111,6	64,9	1,337
1800	177,0	1800	1735	6,02	4,01	766,6	224,7	261,2	194,3	132,6	77,4	1,327

2000	177,0	2000	1935	6,67	4,42	845,1	247,7	288,0	214,4	146,5	85,7	1,323
2200	177,0	2200	2135	7,32	4,82	923,3	270,6	314,6	234,4	160,4	93,9	1,320
2500	177,0	2500	2435	8,29	5,44	1.040,2	304,9	354,5	264,4	181,2	106,4	1,314

Thanks to the high performance of Irsap TESI 5 radiators, the ideal Δt for low temperature projects is Δt at 30°C.

For Δt different from 50°C use the formula: $Q=Q_n (\Delta t / 50)^n$

Standard equipment

- 4 Universal brackets for Tesi (except for very small batteries) • 4 connections with reductions 1 “1/4 to 1/2” for Tesi white and colored, mounted on the radiator • 1 1/2” air vent • 1 cover for 1/2” blind plug

Data Set

Length (mm) sub>	NÂ° Elements	200	300	350	365	400	450	500	535	550	565	600	650	665	685	750	765	815	865	885	900	1000	1200	1500	1800	2000		
90	2	<i>Watt</i>																										
		=																										
		<i>W</i>	63	103	118	123	133	148	163	173	177	182	192	206	210	216	235	239	253	267	273	277	305	360	442	522	576	
		=																										
135	3	<i>Watt</i>																										
		=																										
		<i>W</i>	95	154	177	184	200	222	244	259	266	272	288	309	316	324	352	358	380	401	409	415	457	540	663	784	864	
		=																										
180	4	<i>Watt</i>																										
		=																										
		<i>W</i>	127	206	236	245	266	296	325	346	355	363	384	412	421	432	469	478	506	534	546	554	610	720	883	1045	1152	
		=																										
225	5	<i>Watt</i>																										
		=																										
		<i>W</i>	158	257	295	306	333	370	407	432	443	454	479	515	526	540	587	597	633	668	682	692	762	900	1104	1306	1440	
		=																										
270	6	<i>Watt</i>																										
		=																										
		<i>W</i>	190	308	354	368	399	444	488	519	532	545	575	619	631	649	704	717	759	801	818	831	914	1080	1325	1568	1728	
		=																										
315	7	<i>Watt</i>																										
		=																										
		<i>W</i>	222	360	413	429	466	518	569	605	621	636	671	722	737	757	821	836	886	935	955	969	1067	1260	1546	1829	2016	
		=																										
360	8	<i>Watt</i>																										
		=																										
		<i>W</i>	253	411	472	490	532	592	651	692	709	727	767	825	842	865	939	956	1012	1069	1091	1108	1219	1440	1767	2090	2304	
		=																										
405	9	<i>Watt</i>																										
		=																										
		<i>W</i>	285	463	531	552	599	666	732	778	798	817	863	928	947	973	1056	1075	1139	1202	1227	1246	1372	1620	1988	2351	2592	
		=																										
450	10	<i>Watt</i>																										
		=																										
		<i>W</i>	317	514	590	613	665	740	813	865	886	908	959	1031	1052	1081	1174	1195	1265	1336	1364	1385	1524	1800	2208	2612	2880	
		=																										
495	11	<i>Watt</i>																										
		=																										
		<i>W</i>	348	565	649	674	732	814	895	951	975	999	1055	1134	1158	1189	1291	1314	1392	1469	1500	1523	1677	1980	2429	2874	3168	
		=																										
540	12	<i>Watt</i>																										
		=																										
		<i>W</i>	380	617	708	735	798	888	976	1038	1064	1090	1151	1237	1263	1297	1408	1434	1518	1603	1637	1662	1829	2160	2650	3135	3456	
		=																										
585	13	<i>Watt</i>																										
		=																										
		<i>W</i>	412	668	767	797	865	962	1057	1124	1152	1181	1247	1340	1368	1405	1526	1553	1645	1736	1773	1800	1981	2340	2871	3396	3744	
		=																										
630	14	<i>Watt</i>																										
		=																										
		<i>W</i>	444	720	826	858	932	1036	1139	1210	1241	1272	1342	1443	1473	1513	1643	1673	1772	1870	1909	1939	2134	2520	3092	3658	4032	
		=																										

Length (mm) sub>	NÂ° Elements	200	300	350	365	400	450	500	535	550	565	600	650	665	685	750	765	815	865	885	900	1000	1200	1500	1800	2000
675	15	Watt = W 475 771 885 919 998 1110 1220 1297 1330 1362 1438 1546 1579 1622 1760 1792 1898 2004 2046 2077 2286 2700 3313 3919 4320 =																								
720	16	Watt = W 507 822 944 980 1065 1184 1301 1383 1418 1453 1534 1649 1684 1730 1878 1912 2025 2137 2182 2216 2439 2880 =																								
765	17	Watt = W 539 874 1003 1042 1131 1258 1383 1470 1507 1544 1630 1753 1789 1838 1995 2031 2151 2271 2318 2354 2591 3060 =																								
810	18	Watt = W 570 925 1062 1103 1198 1332 1464 1556 1596 1635 1726 1856 1894 1946 2112 2151 2278 2404 2455 2493 2743 3240 =																								
855	19	Watt = W 602 977 1121 1164 1264 1406 1545 1643 1684 1726 1822 1959 2000 2054 2230 2270 2404 2538 2591 2631 2896 =																								
900	20	Watt = W 634 1028 1180 1226 1331 1480 1627 1729 1773 1817 1918 2062 2105 2162 2347 2390 2531 2671 2728 2770 3048 =																								
945	21	Watt = W 665 1079 1239 1287 1397 1554 1708 1816 1862 1907 2014 2165 2210 2270 2464 2509 2657 2805 2864 2908 3201 =																								
990	22	Watt = W 697 1131 1298 1348 1464 1628 1789 1902 1950 1998 2110 2268 2315 2378 2582 2629 2784 2939 3000 3047 3353 =																								
1035	23	Watt = W 729 1182 1357 1409 1530 1702 1871 1989 2039 2089 2205 2371 2421 2486 2699 2748 2910 3072 3137 3185 3505 =																								
1080	24	Watt = W 760 1234 1416 1471 1597 1776 1952 2075 2128 2180 2301 2474 2526 2594 2816 2868 3037 3206 3273 3324 3658 =																								
1125	25	Watt = W 792 1285 1476 1532 1664 1850 2034 2162 2216 2271 2397 2577 2631 2702 2934 2987 3164 3339 3410 3462 3810 =																								
1170	26	Watt = W 824 1336 1535 1593 1730 1923 2115 2248 2305 2362 2493 2680 2736 2811 3051 3106 3290 3473 3546 3600 3963 =																								
1215	27	Watt = W 855 1388 1594 1655 1797 1997 2196 2334 2394 2452 2589 2783 2841 2919 3168 3226 3417 3606 3682 3739 4115 =																								

1260 28 *Watt*
=
W 887 1439 1653 1716 1863 2071 2278 2421 2482 2543 2685 2887 2947 3027 3286 3345 3543 3740 3819 3877 4267
=

1305 29 *Watt*
=
W 919 1491 1712 1777 1930 2145 2359 2507 2571 2634 2781 2990 3052 3135 3403 3465 3670 3874 3955 4016 4420
=

1350 30 *Watt*
=
W 950 1542 1771 1838 1996 2219 2440 2594 2660 2725 2877 3093 3157 3243 3520 3584 3796 4007 4091 4154 4572
=

1395 31 *Watt*
=
W 982 1593 1830 1900 2063 2293 2522 2680 2748 2816 2973 3196 3262 3351
=

1440 32 *Watt*
=
W 1014 1645 1889 1961 2129 2367 2603 2767 2837 2907 3068 3299 3368 3459
=

1485 33 *Watt*
=
W 1045 1696 1948 2022 2196 2441 2684 2853 2925 2997 3164 3402 3473 3567
=

1530 34 *Watt*
=
W 1077 1748 2007 2084 2262 2515 2766 2940 3014 3088 3260 3505 3578 3675
=

1575 35 *Watt*
=
W 1109 1799 2066 2145 2329 2589 2847 3026 3103 3179 3356 3608 3683 3784
=

1620 36 *Watt*
=
W 1140 1850 2125 2206 2395 2663 2928 3113 3191 3270 3452 3711 3789 3892
=

1665 37 *Watt*
=
W 1172 1902 2184 2267 2462 2737 3010 3199 3280 3361 3548 3814 3894 4000
=


1710 38 *Watt*
=
W 1204 1953 2243 2329 2529 2811 3091 3285 3369 3452 3644 3917 3999 4108
=

1755 39 *Watt*
=
W 1236 2005 2302 2390 2595 2885 3172 3372 3457 3542 3740 4021 4104 4216
=

1800 40 *Watt*
=
W 1267 2056 2361 2451 2662 2959 3254 3458 3546 3633 3836 4124 4210 4324
=


Colors and Finishes

STANDARD



Standard White
Cod. 01

CLASSIC



Edelweiss White
Cod. 34



Ivory - RAL 1013
Cod. 02



Beige Cream
Cod. 26



Yellow - RAL 1021
Cod. 04



Melon Yellow - RAL 1028
Cod. E7



Orange - RAL 2004
Cod. 17



Brown Rust - RAL 8004
Cod. E1



Brown - RAL 8017
Cod. 09



Claret - RAL 3003
Cod. 06



Red - RAL 3000
Cod. 05



Strawberry Red - RAL 3018
Cod. Y3



Pink - RAL 3015
Cod. R2



Bluish Lilac - RAL 4005
Cod. R3



Purple Traffic - RAL 4006
Cod. R6



Woodland Green - RAL 6005
Cod. 19



Green Grass - RAL 6018
Cod. N3



Sage Green - RAL 6021
Cod. E6




Pastel Blue - RAL 5024
Cod. G7



Manhattan Grey
Cod. 03




Black - RAL 9005
Cod. 10



Deep Blue
Cod. 2F

SPECIAL



Pearl White
Cod. 16




Quartz 1
Cod. 1C



Sablé
Cod. Y4



Quartz 2
Cod. 2C



Sunstone
Cod. 2D




Tobacco Brown
Cod. 1B




Flame Red
Cod. 7D




Purple Blue
Cod. 1D




Azurite 3
Cod. 6C




Medium Grey
Cod. 4D



**Titanium Grey
Metallic - RAL 9023**
Cod. L3




Pearl Grey
Cod. L6




Graphite Black
Cod. 18




Quartz Grey
Cod. 31



Satin Black
Cod. 30



Matt White
Cod. J8



Matt Black
Cod. K1



Agave
Cod. 9N




North Sea Blue
Cod. 1P




Ice
Cod. 3P




**Matt Blue Dove -
RAL 5014**
Cod. 4P




Matt Light Grey
Cod. 8N



Ash Grey - Ral 7021
Cod. G1




**Hammered Grey
Metallic**
Cod. 32



Hammered Copper
Cod. J4

FINISHES



Loft Finishing
Cod. TR

RAL



Other RAL Colours (following feasibility study)
Cod. ALTRIRAL

The Colors used in this folder are not considered binding. The different technological painting processes and the materials used for the realization can not have a perfect color match with the delivered product. Irsap company reserves the right to introduce at any time whatever modifications necessary to the improvement of the product.