

---

An evolving element of the frame concept that encompasses the functionality of a light and refined towel warmer. LIKE is aesthetics as a design translation and protagonist. Elements that intersect, lines that merge to give shape to an elegant, discreet radiator with a strong personality, not just a real piece of furniture. Available in 4 heights and 3 widths.



Like, Hight 1806 mm, Lenght 632 mm, Quartz 1

## **Construction features**

steel towel warmer radiator with horizontal elements featuring

round tubes 12 mm diameter

side manifolds with semi-oval section 40x23 mm

manifold threading and central connections (50 mm) 1/2" Gas right

maximum working pressure 4 bar

maximum working temperature 95°C

The unique construction features of the Like product do not make it compatible with single-pipe connection

## **Standard equipment**

4 wall fixing in the same color as the radiator  
air vent

Certifications



Plus



Technical data

Model	Deph (mm)	Height (mm)	Width (mm)	Conn. C. (mm)	Weigth (kg)	Capacity (lt)	$\Delta t=50^{\circ}C$ (btu/h)	$\Delta t=50^{\circ}C$ (kcal/h)	$\Delta t=50^{\circ}C$ (Watt)	$\Delta t=40^{\circ}C$ (Watt)	$\Delta t=30^{\circ}C$ (Watt)	$\Delta t=20^{\circ}C$ (Watt)	Exponent
01													
882 31 rails 1 espace	23,0	882	482	406	6,90	2,80	1.484,0	374,0	435,0	329,0	229,0	138,0	1,254
882 31 rails 1 espace	23,0	882	532	456	7,50	3,00	1.645,0	415,0	482,0	365,0	255,0	154,0	1,245
882 31 rails 1 espace	23,0	882	632	556	8,70	3,30	1.958,0	494,0	574,0	436,0	307,0	186,0	1,228
1300 46 rails 2 espaces	23,0	1300	482	406	9,80	3,80	2.187,0	551,0	641,0	484,0	337,0	202,0	1,260
1300 46 rails 2 espaces	23,0	1300	532	456	10,60	4,10	2.392,0	603,0	701,0	530,0	369,0	222,0	1,256
1300 46 rails 2 espaces	23,0	1300	632	556	12,30	4,50	2.801,0	706,0	821,0	622,0	434,0	262,0	1,246
1564 54 rails 3 espaces	23,0	1564	482	406	11,40	4,40	2.638,0	665,0	773,0	583,0	406,0	243,0	1,261
1564 54 rails 3 espaces	23,0	1564	532	456	12,40	4,70	2.873,0	724,0	842,0	636,0	443,0	266,0	1,257
1564 54 rails 3 espaces	23,0	1564	632	556	14,30	5,20	3.344,0	843,0	980,0	742,0	518,0	312,0	1,249
1806 65 rails 3 espaces	23,0	1806	482	406	13,30	5,10	2.931,0	739,0	859,0	648,0	451,0	270,0	1,262
1806 65 rails 3 espaces	23,0	1806	532	456	14,50	5,40	3.320,0	837,0	973,0	735,0	512,0	307,0	1,259
1806 65 rails 3 espaces	23,0	1806	632	556	16,80	6,00	3.852,0	971,0	1.129,0	854,0	595,0	358,0	1,253
05													
882 31 rails 1 espace	23,0	882	482	50	6,90	2,80	1.484,0	374,0	435,0	329,0	229,0	138,0	1,254
882 31 rails 1 espace	23,0	882	532	50	7,50	3,00	1.645,0	415,0	482,0	365,0	255,0	154,0	1,245
882 31 rails 1 espace	23,0	882	632	50	8,70	3,30	1.958,0	494,0	574,0	436,0	307,0	186,0	1,228

1300 46 rails 2 espaces	23,0	1300	482	50	9,80	3,80	2.187,0	551,0	641,0	484,0	337,0	202,0	1,260
1300 46 rails 2 espaces	23,0	1300	532	50	10,60	4,10	2.392,0	603,0	701,0	530,0	369,0	222,0	1,256
1300 46 rails 2 espaces	23,0	1300	632	50	12,30	4,50	2.801,0	706,0	821,0	622,0	434,0	262,0	1,246
1564 54 rails 3 espaces	23,0	1564	482	50	11,40	4,40	2.638,0	665,0	773,0	583,0	406,0	243,0	1,261
1564 54 rails 3 espaces	23,0	1564	532	50	12,40	4,70	2.873,0	724,0	842,0	636,0	443,0	266,0	1,257
1564 54 rails 3 espaces	23,0	1564	632	50	14,30	5,20	3.344,0	843,0	980,0	742,0	518,0	312,0	1,249
1806 65 rails 3 espaces	23,0	1806	482	50	13,30	5,10	2.931,0	739,0	859,0	648,0	451,0	270,0	1,262
1806 65 rails 3 espaces	23,0	1806	532	50	14,50	5,40	3.320,0	837,0	973,0	735,0	512,0	307,0	1,259
1806 65 rails 3 espaces	23,0	1806	632	50	16,80	6,00	3.852,0	971,0	1.129,0	854,0	595,0	358,0	1,253

Thanks to the high performance of Irsap LIKE radiators, the ideal Δt for low temperature projects is Δt at 30°C.


For Δt different from 50°C use the formula Q=Qn (Δt / 50)n

Standard equipment

- 4 wall fixing in the same color as the radiator
- air vent


Colors and Finishes

STANDARD



Standard White  
Cod. 01


CLASSIC




Edelweiss White  
Cod. 34



Ivory - RAL 1013  
Cod. 02



Beige Cream  
Cod. 26



Yellow - RAL 1021  
Cod. 04




Melon Yellow - RAL 1028  
Cod. E7



Orange - RAL 2004  
Cod. 17



Brown Rust - RAL 8004  
Cod. E1



Brown - RAL 8017  
Cod. 09



Claret - RAL 3003  
Cod. 06



Red - RAL 3000  
Cod. 05



Strawberry Red - RAL 3018  
Cod. Y3



Pink - RAL 3015  
Cod. R2



Bluish Lilac - RAL 4005  
Cod. R3




Purple Traffic - RAL 4006  
Cod. R6




Woodland Green - RAL 6005  
Cod. 19



Green Grass - RAL 6018  
Cod. N3




Sage Green - RAL 6021  
Cod. E6




Pastel Blue - RAL 5024  
Cod. G7



Manhattan Grey  
Cod. 03




Black - RAL 9005  
Cod. 10



Deep Blue  
Cod. 2F

SPECIAL



Pearl White  
Cod. 16



Quartz 1  
Cod. 1C



Sablé  
Cod. Y4



Quartz 2  
Cod. 2C




Sunstone  
Cod. 2D



Tobacco Brown  
Cod. 1B



Flame Red  
Cod. 7D



Purple Blue  
Cod. 1D

							
<b>Azurite 3</b> Cod. 6C	<b>Medium Grey</b> Cod. 4D	<b>Titanium Grey</b> <b>Metallic - RAL 9023</b> Cod. L3	<b>Pearl Grey</b> Cod. L6	<b>Graphite Black</b> Cod. 18	<b>Quartz Grey</b> Cod. 31	<b>Satin Black</b> Cod. 30	<b>Matt White</b> Cod. J8
							
<b>Matt Black</b> Cod. K1	<b>Agave</b> Cod. 9N	<b>North Sea Blue</b> Cod. 1P	<b>Ice</b> Cod. 3P	<b>Matt Blue Dove -</b> <b>RAL 5014</b> Cod. 4P	<b>Matt Light Grey</b> Cod. 8N	<b>Ash Grey - Ral 7021</b> Cod. G1	<b>Hammered Grey</b> <b>Metallic</b> Cod. 32
							
<b>Hammered Copper</b> Cod. J4							

## RAL



Other RAL Colours (following feasibility study)  
Cod. ALTRIRAL

The Colors used in this folder are not considered binding. The different technological painting processes and the materials used for the realization can not have a perfect color match with the delivered product. Irsap company reserves the right to introduce at any time whatever modifications necessary to the improvement of the product.